

West Plains Schools Board of Education
Regular Session Meeting
5:00 P.M. Jan. 20, 2015
West Plains Administration Building

AGENDA

- I. CALL TO ORDER
- II. ROLL CALL
- III. OPEN SESSION – for a motion to go into closed session
- IV. CLOSED (EXECUTIVE) SESSION
 - A. Adjournment to Closed Executive Session
 - 1. Pursuant to Section 610.021.1 Legal Matters
 - 2. Pursuant to Section 610.021.3 Personnel Matters
 - B. Adjournment from Closed Executive Session
- V. CALL TO ORDER – The regular Session of the School Board meeting will be called to order at 5:45 P.M.
- VI. PLEDGE OF ALLEGIANCE -
- VII. ROLL CALL AND ESTABLISHMENT OF QUORUM
- VIII. APPROVAL OF AGENDA
- IX. CONSENT AGENDA - Items considered routine in nature to be voted on in one motion to conserve time. If discussion is desired, that item will be removed from the Consent Agenda and will become the first item under the Regular Agenda
 - A. Approval of Minutes From Meetings Dec. 16, 2014
 - B. Payment of Bills
 - C. Monthly Finance Report
 - D. Program Evaluations: 1) Library/Media Resources 2) Vocational Education 3) Adult/Community Ed.
 - E. Approval Request for resignations: 1) Cynthia Hill, 2) Mandy Freeman
 - F. Approval will be requested for the employment of individuals as recommended by the Superintendent of Schools: Paraprofessionals (2), Custodians(2), Substitute List, Instructional Coach (2), HS Secretary
- X. REGULAR AGENDA
 - A. Previous Business for Approval, Discussion or Information Only
 - 1. Academic Update
 - 2. Strategic Planning Update, 1st Read
 - 3. Board Candidate Filing Update
 - 4. 2015-16 High School Course Offerings – 2nd Read/Approval
 - B. New Business for Approval, Discussion or Information Only
 - 1. Foster Care Liaison Designation, Mrs. Amy Ross
 - 2. MSBA Governance Team Recognition
 - 3. Budget Update
 - 4. Capital Improvements Update
 - 5. Superintendent's Report
- XI. ADJOURNMENT
- XII. ADJOURN TO ADDITIONAL CLOSED (EXECUTIVE) SESSION – this session is reserved to complete any unfinished business from the closed (executive) session from the beginning of the meeting.
- XIII. ADJOURNMENT - Next Board Meeting Scheduled for February 17, 2015 at 5:00 P.M., the South Central Career Center, 407 Thornburg

West Plains R-7 Board of Education

Regular Session Meeting

5:00 P.M. December 16, 2014

West Plains Middle School Building

Minutes

- I. CALL TO ORDER:** Jim Thompson called the meeting to order at 5:06 p.m.
- II. ROLL CALL:** Board members present: Jim Thompson, Cindy Tyree, Sam Riggs, Brian Mitchell, Courtney Beykirch, and Lee Freeman. Absent: Elizabeth Grisham. Also in attendance: Superintendent Dr. John Mulford, Assistant Superintendents Dr. Scott Smith, Dr. Luke Boyer, Dr. Julie Williams and Board Secretary Linda Y. Collins.
- III. MOVE TO CLOSED (EXECUTIVE) SESSION.** Mr. Freeman made a motion to move into Closed Session to discuss items pursuant to Section 610.021.1 Legal Matters and Section 610.021.3 Personnel Matters. The motion was seconded by Mr. Mitchell and voted as follows: AYE: Jim Thompson, Cindy Tyree, Sam Riggs, Brian Mitchell, Courtney Beykirch, and Lee Freeman. NAY: None. ABSTAIN: None.
- IV. RETURN TO OPEN SESSION.** Jim Thompson called the meeting to order at 6:05 p.m.
- V. PLEDGE OF ALLEGIANCE:** The Pledge of Allegiance was led by students from the following Middle School groups: 8th Grade Football, Junior Beta Club, Junior Honor Band, 6th Grade Community Service Program and the Student Council officers.
- VI. ROLL CALL:** Board members present: Jim Thompson, Cindy Tyree, Sam Riggs, Brian Mitchell, Courtney Beykirch, and Lee Freeman. Absent: Elizabeth Grisham. Also in attendance: Superintendent Dr. John Mulford, Assistant Superintendents Dr. Scott Smith, Dr. Luke Boyer and Dr. Julie Williams and Board Secretary Linda Y. Collins.
- VII. APPROVAL OF AGENDA.** Mrs. Beykirch made a motion to approve the Agenda as published. The motion was seconded by Mr. Mitchell and voted as follows: AYE: Mr. Thompson, Mrs. Tyree, Mr. Riggs, Mr. Mitchell, Mrs. Beykirch, and Mr. Freeman. NAY: None. ABSTAIN: None.
- VIII. CONSENT AGENDA - (Items considered routine in nature to be voted on in one motion to conserve time. If discussion is desired, that item will be removed from the Consent Agenda and will become the first item under the Regular Agenda**
 - A. Approval of Regular Board Meeting Minutes from November 18, 2014 and December 9, 2014**
 - B. Payment of Bills**
 - C. Monthly Finance Report**
 - D. Program Evaluations**
 - A+ Program
 - Activities/Athletics

- School Climate
- Instructional Effectiveness/Curriculum/Assessment
- E. Approval Request for Resignations or Termination
 - Erin Lair HS Secretary
- F. Approval Request for the employment of individuals as recommended by the Superintendent of Schools:
 - Bill Martin Bus Driver
 - Robert Arnett WPE Custodian
 - Transfer -
 - Brittany Bryant HS Secretary
- Early Separation Incentive Retirees:
 - Karen Hunt WPE Kindergarten
 - Becky Rutledge WPE Kindergarten
 - Lesa Smith WPE Kindergarten
 - Ruth Schaumburg WPE Reading Specialist
 - Jackie Shelton WPE Reading
 - Jodi Ficken WP MS 5th Grade Math
 - David Williams WP MS Health/PE
 - Tina Joliff WP HS Reading
 - Dalena Allen WP HS Senior Advisor
 - Steve Roseman WP HS Science

Mr. Freeman made a motion to approve the Consent Agenda. The motion was seconded by Mr. Mitchell. **DISCUSSION:** Mr. Thompson indicated a change in November 18th minutes on vote on approval of Consent Agenda. Minutes should reflect Mr. Thompson abstained from vote. Motion on approval of consent agenda was seconded by Mrs. Tyree and voted as follows: **AYE:** Mr. Thompson, Mrs. Tyree, Mr. Riggs, Mr. Mitchell, Mrs. Beykirch, Mr. Freeman. **NAY:** None. **ABSTAIN:** None.

IX. REGULAR AGENDA

- A. Previous Business for Approval , Discussion or Information Only
 - 1. Academic Update. Testing calendar has already begun.
 - 2. SCCC Accreditation and Final Update. Mr. Laughary reported the SCCC received a 6 year accreditation from COE.
 - 3. Strategic Planning Update. Dr. Mulford reported the final meeting is to be in January and the plan will be on the agenda in January as a first read.
 - 4. Board Candidate Filing Update. Board candidate filing opened at 8:00 a.m. on December 16th and three individuals signed up for the open positions: Courtney Beykirch, Brian Mitchell, and Jim Thompson.
- B. New Business for Approval, Discussion or Information Only
 - 1. Project Lead the Way. Dr. Williams proposed a pilot program in science, technology, engineering and math (STEM) for the 2015-16 year to align our curriculum with the 21st century

learner. Additional classes would be added if the pilot is successful. Mr. Riggs made a motion to move forward with the 3 pilot classes for the STEM program for 2015-16 school year. The motion was seconded by Mr. Freeman and voted as follows: AYE: Mr. Thompson, Mrs. Tyree, Mr. Riggs, Mr. Mitchell, Mrs. Beykirch, Mr. Freeman. NAY: None.

Courtney Beykirch left the meeting at 6:30 p.m.

2. **2015-16 High School Course Offerings.** Jack Randolph provided the board with the listing of class offerings for the 2015-16 school year. The offerings will be approved in January.
 3. **MSU-WP Culinary Arts Partnership MOU – 1st Read.** This partnership would provide career and technical training for MSU students in Culinary Arts Program. Those students would start at SCCC for their first year. Second read and approval in January.
 4. **Community Assessment Consultant Proposals.** Two groups were brought to the board as candidates for a community survey: Opinion Research (\$38,000) and Thought Exchange (\$26,520). Mr. Riggs made a motion to proceed with Thought Exchange to immediately begin a community survey process. The motion was seconded by Mr. Freeman and voted as follows: AYE: Mr. Thompson, Mrs. Tyree, Mr. Riggs, Mr. Mitchell, and Mr. Freeman. NAY: None.
 5. **Capital Improvements Update.** Dr. Boyer reported that both projects are at completion point and plans are being finalized to move into these spaces over the Christmas holiday.
 6. **Finance Update.** Dr. Boyer indicated a budget amendment was in the works for January. This amendment would take into account any changes in revenue and any additional amounts needed to complete all construction/building projects.
 7. **The Superintendent Report provides an opportunity for the Board of Education to be updated on various educational topics and items of interest to the District.**
- X. **ADJOURNMENT TO ADDITIONAL CLOSED (EXECUTIVE) SESSION.** At 7:15 p.m., Mrs. Tyree made a motion to adjourn from Open Session and reconvene in Closed Session to discuss items pursuant to Section 610.021.1 Legal Matters and Section 610.021.3 Personnel Matters. The motion was seconded by Mr. Mitchell and voted as follows: AYE: Mr. Thompson, Mrs. Tyree, Mr. Riggs, Mr. Mitchell, and Mr. Freeman. NAY: None. ABSTAIN: None.
- XI. **ADJOURNMENT.** At 9:06 p.m., Mr. Freeman made a motion to adjourn Open session. The motion was seconded by Mrs. Tyree and voted as follows: AYE: Mr. Thompson, Mrs. Tyree, Mr. Riggs, Mr. Mitchell, and Mr. Freeman. NAY: None. ABSTAIN: None.

“Excellence in Education, Service, Life.”

Jimmy E. Thompson, President

Linda Y. Collins, Secretary

**Next Board Meeting Scheduled January 20, 2015 at 5:00 P.M., West Plains R-VII
Administrative Office**

West Plains R-VII School District
 ACCOUNTS PAYABLE CHECK REGISTER SUMMARY LISTING
 Accounts Payable COMPUTER Check Register

CK CD	CHK NUM	CK DATE	VENDOR NAME	AMOUNT
CC	3750	01/13/15	003349 ALMOST FAMOUS BBQ	82.32
CC	3751	01/13/15	000008 AMAZON	14.96
CC	3752	01/13/15	000008 GE MONEY BANK/AMAZON	3,258.54
CC	3753	01/13/15	001725 AMERICAN BAND	1,616.37
CC	3754	01/13/15	004659 AMERICAN COLLEGE OF SURGEONS	1,200.00
CC	3755	01/13/15	004635 AMERICINN LODGE & SUITES	72.00
CC	3756	01/13/15	000030 ASCD	475.67
CC	3757	01/13/15	000197 ASHA	225.00
CC	3758	01/13/15	004241 AT HOME MARKET	40.99
CC	3759	01/13/15	004667 BLACK OAK GRILL	12.42
CC	3760	01/13/15	004631 BLUE 84 SPIRIT	54.00
CC	3761	01/13/15	000022 TRIUMPHLEARNING	1,810.54
CC	3762	01/13/15	004145 CABOOL KOUNTRY MEATS,LLC	4,922.91
CC	3763	01/13/15	003101 CASEY'S GENERAL STORE	39.09
CC	3764	01/13/15	004393 CASH SAVER	3,440.38
CC	3765	01/13/15	003007 CHICK-FIL-A	8.36
CC	3766	01/13/15	003023 COLTON'S STEAK HOUSE & GRILL	655.12
CC	3767	01/13/15	004669 ABP CORPORATION	750.42
CC	3768	01/13/15	000359 COMFORT SUITES	1,326.00
CC	3769	01/13/15	002602 COMMUNITYLINK	500.00
CC	3770	01/13/15	003116 COTTAGE FLOWERS & INTERIORS	106.98
CC	3771	01/13/15	003857 CROSSROADS CONVENIENCE	44.00
CC	3772	01/13/15	003125 DENNIS' SPECIALTY CUTS	232.00
CC	3773	01/13/15	000437 DOLLAR GENERAL STORE #07371	19.57
CC	3774	01/13/15	003861 DOLLAR TREE STORES, INC	384.35
CC	3775	01/13/15	000438 DOMINOS PIZZA	126.61
CC	3776	01/13/15	003014 EL CHARRO WEST PLAINS	708.91
CC	3777	01/13/15	004073 EL IMPERIAL	59.63
CC	3778	01/13/15	004658 EMBASSY SUITES	485.40
CC	3779	01/13/15	004625 EXPEDIA	955.60
CC	3780	01/13/15	004657 FAIRFIELD INN & SUITES	177.62
CC	3781	01/13/15	002308 FAMILY CAREER & COMMUNITY LEAD	165.00
CC	3782	01/13/15	004164 FORMAL FASHIONS,INC.	597.78
CC	3783	01/13/15	000638 HAWTHORNE EDUCATIONAL	218.00
CC	3784	01/13/15	003760 HEALTHPORT	40.66
CC	3785	01/13/15	004650 HIDEOUT BAR AND GRILL	45.14
CC	3786	01/13/15	000667 HOBART SALES & SERVICE	660.74
CC	3787	01/13/15	003291 OZARK AWARDS	176.15
CC	3788	01/13/15	000719 HOWELL OREGON ELECTRIC	1,390.12
CC	3789	01/13/15	002961 INTUIT	195.98
CC	3790	01/13/15	003442 JIMMY JOHNS	26.10
CC	3791	01/13/15	004664 JUNIOR LIBRARY GUILD	1,061.10
CC	3792	01/13/15	004670 LQ MANAGEMENT LLC	315.78
CC	3793	01/13/15	002450 LITTLE CAESAR'S PIZZA	145.01
CC	3794	01/13/15	000893 LOCKERROOM SPORTING GOODS	1,785.50
CC	3795	01/13/15	000910 MAILBOX MAGAZINE	149.75
CC	3796	01/13/15	003788 MAKEMUSIC, INC.	608.75
CC	3797	01/13/15	000936 MASSP	240.00
CC	3798	01/13/15	003204 MCALISTERS DELI	20.18
CC	3799	01/13/15	003032 MCDONALD'S	129.14
CC	3800	01/13/15	003299 MISSOURI FBLA	190.80
CC	3801	01/13/15	003792 MOBIL ON-THE-RUN	25.00
CC	3802	01/13/15	001060 MSU-W. PLAINS	95.00

West Plains R-VII School District
 ACCOUNTS PAYABLE CHECK REGISTER SUMMARY LISTING
 Accounts Payable COMPUTER Check Register

CK CD	CHK NUM	CK DATE	VENDOR NAME	AMOUNT
CC	3803	01/13/15	001087 NATIONAL FORENSIC LEAGUE	300.00
CC	3804	01/13/15	004206 NATIONAL SOFTWARE, INC.	199.95
CC	3805	01/13/15	001694 OZARK CAFE	36.91
CC	3806	01/13/15	001181 PITNEY BOWES, INC.	254.12
CC	3807	01/13/15	001743 POSTMASTER	3.64
CC	3808	01/13/15	003540 RAMEY	33.25
CC	3809	01/13/15	001197 PRO-ED	356.40
CC	3810	01/13/15	003718 PROFESSIONAL MEDIA GROUP, LLC	2,507.50
CC	3811	01/13/15	004668 PURE COUNTRY CONOCO	31.20
CC	3812	01/13/15	001227 RAMEYS SUPERMARKET	9.00
CC	3813	01/13/15	000058 RENAISSANCE LEARNING	89.82
CC	3814	01/13/15	000737 RICOH USA, INC.	3,721.10
CC	3815	01/13/15	003494 RUBY TUESDAY	125.09
CC	3816	01/13/15	001279 RYANS STEAK HOUSE	195.00
CC	3817	01/13/15	001309 SCHWEGMAN OFFICE SUPPLY	105.92
CC	3818	01/13/15	004542 SHERATON WESTPORT CHALET HOTEL	15.08
CC	3819	01/13/15	002896 SHOE SENSATION	311.53
CC	3820	01/13/15	003829 SIGNAL FOOD STORE 110	24.00
CC	3821	01/13/15	003829 SIGNAL FOOD STORE 10	37.94
CC	3822	01/13/15	003504 SONIC	50.00
CC	3823	01/13/15	002991 STEAK 'N SHAKE	8.91
CC	3824	01/13/15	000129 SUBWAY OF WEST PLAINS	28.13
CC	3825	01/13/15	000155 TAN TAR A RESORT	450.00
CC	3826	01/13/15	000025 TEACHER DIRECT	313.86
CC	3827	01/13/15	004080 TEACHERSPAYTEACHERS.COM	53.95
CC	3828	01/13/15	003681 THE DONUT PALACE	127.90
CC	3829	01/13/15	003187 TJ'S PUB AND GRILL	95.08
CC	3830	01/13/15	004651 TRAVRES HOTELPLANNER.COM	237.78
CC	3831	01/13/15	002845 VERIZON WIRELESS	1,980.28
CC	3832	01/13/15	003479 WALGREENS	9.51
CC	3833	01/13/15	001502 WALMART COMMUNITY	4,579.83
CC	3834	01/13/15	001524 WEST PLAINS PROPANE INC.	20.36
CC	3835	01/13/15	003364 WOBBLY BOOTS	47.88

***** GRAND TOTAL AMOUNT OF ALL CHECKS REPORTED FOR CODE CC *****

48,448.36*

WEST PLAINS R-VII SCHOOL DISTRICT
ACCOUNTS PAYABLE CHECK REGISTER SUMMARY LISTING

*****AFTER DECEMBER BOARD CHECKS FOR APPROVAL #57703 - #57793*****

AD	57703	12/17/14	3072	CALVIN HARRIS	\$110.00
AD	57704	12/17/14	4489	DANNY DURKEE	\$55.00
AD	57705	12/17/14	4489	DANNY DURKEE	\$80.00
AD	57706	12/17/14	4134	JASON ILLES	\$212.40
AD	57707	12/17/14	4613	JEREMY HAYNES	\$100.80
AD	57708	12/17/14	1231	RANDY WARD	\$130.00
10	57709	12/17/14	515	FELLERS FIXTURES INC.	\$152.02
10	57710	12/17/14	664	HIRSCH FEED & FARM SUPPLY	\$15.99
10	57711	12/17/14	13	J.A. SEXAUER	\$86.26
10	57712	12/17/14	1631	DEBORAH LEWIS	\$40.00
10	57713	12/17/14	1002	MISSOURI SCHOOL FOR THE	\$45.00
10	57714	12/17/14	847	OZARK RADIO NETWORK	\$624.36
10	57715	12/17/14	4020	R.P.LUMBER CO.,INC.	\$264.22
10	57716	12/17/14	1389	SPRINGFIELD SCHOOLS	\$150.00
10	57717	12/17/14	1538	WILEY FENCE COMPANY	\$8,950.50
10	57726	12/19/14	3757	5 STAR CLEANERS	\$500.00
10	57727	12/19/14	332	CITY OF WEST PLAINS	\$562.50
10	57728	12/19/14	4652	DALLAS MITCHELL	\$600.00
10	57729	12/19/14	4654	DANYAE COLLINS	\$75.00
10	57730	12/19/14	438	DOMINOS PIZZA	\$102.43
10	57731	12/19/14	631	HARMONY HILL TREES	\$936.00
10	57732	12/19/14	4655	HEATHER SCHNEIDER	\$50.00
10	57733	12/19/14	3291	OZARK AWARDS	\$931.27
10	57734	12/19/14	833	KEY SPORT SHOP INC.	\$1,337.48
10	57735	12/19/14	862	LAMPLIGHTER INN	\$69.17
10	57736	12/19/14	893	LOCKEROOM SPORTING GOODS	\$324.00
10	57737	12/19/14	1047	M-R MUSIC, INC.	\$278.40
10	57738	12/19/14	2724	MELODY MILLER	\$50.00
10	57739	12/19/14	4653	MILLIE PADGETT	\$75.00
10	57740	12/19/14	1010	MISSOURI STATE UNIVERSITY-WP	\$174.00
10	57741	12/19/14	3819	MONTY'S OUTDOORS	\$647.70
10	57742	12/19/14	1104	NORMAN ORR OFFICE SUPPLY	\$540.61
10	57743	12/19/14	3124	TERESA K PEARSALL	\$75.00
10	57744	12/19/14	100	ROY'S HOME ENTERTAINMENT	\$116.00
10	57745	12/19/14	1309	SCHWEGMAN OFFICE SUPPLY	\$217.97
10	57746	12/19/14	1389	SPRINGFIELD SCHOOLS	\$325.00
10	57747	12/19/14	3835	SPRINGFIELD-GREENE COUNTY PRKS	\$100.00
10	57748	12/19/14	2041	VICKI LOVELACE	\$50.00
10	57749	12/19/14	4627	WEST PLAINS TERMITE AND PEST C	\$136.00
10	57750	12/19/14	1523	WEST PLAINS POSEY PATCH	\$25.00
AD	57755	01/05/15	3072	CALVIN HARRIS	\$110.00
AD	57756	01/05/15	758	JAMES HOWSER	\$194.00
AD	57757	01/05/15	2437	ZACHARY MONTGOMERY	\$110.00
10	57758	01/05/15	4663	CORY STONE	\$2,865.00

WEST PLAINS R-VII SCHOOL DISTRICT
ACCOUNTS PAYABLE CHECK REGISTER SUMMARY LISTING

10	57759	01/05/15	1069	MUSIC	\$291,982.00
10	57760	01/05/15	1389	SPRINGFIELD SCHOOLS	\$100.00
10	57761	01/07/15	3302	BRYAN'S FOUR SEASONS	\$3,500.00
AD	57763	01/09/15	2424	BYRON STINE	\$110.00
AD	57764	01/09/15	2424	BYRON STINE	\$110.00
AD	57765	01/09/15	3856	CLAYTON MCCLELLAN	\$75.80
AD	57766	01/09/15	473	EDDIE DUGGER	\$167.60
AD	57767	01/09/15	3075	EDWARD MONJE	\$110.00
AD	57768	01/09/15	2576	ERNEST GRAYER, JR.	\$110.00
AD	57769	01/09/15	657	HILLCREST HIGH SCHOOL	\$75.00
AD	57770	01/09/15	4134	JASON ILLES	\$110.00
AD	57771	01/09/15	2379	JEFF VALADE	\$110.00
AD	57772	01/09/15	4613	JEREMY HAYNES	\$75.80
AD	57773	01/09/15	4666	KEITH MCDANIEL	\$110.00
AD	57774	01/09/15	2997	KODDY FREDRICK	\$55.00
AD	57775	01/09/15	2997	KODDY FREDRICK	\$55.00
AD	57776	01/09/15	2575	LEE DISHMAN	\$110.00
AD	57777	01/09/15	4138	MARK GARNER	\$110.00
AD	57778	01/09/15	3071	MATT WALKER	\$195.00
AD	57779	01/09/15	2434	MELVIN RESPRESS	\$186.00
AD	57780	01/09/15	1231	RANDY WARD	\$130.00
AD	57781	01/09/15	1231	RANDY WARD	\$130.00
AD	57782	01/09/15	2433	REGINALD WALKER	\$110.00
AD	57783	01/09/15	1400	STACY ESTES	\$206.80
AD	57784	01/09/15	1400	STACY ESTES	\$206.80
AD	57785	01/09/15	1400	STACY ESTES	\$206.80
AD	57786	01/09/15	2273	TIMOTHY BISHOP	\$110.00
AD	57787	01/09/15	4139	FRANK THOMAS TRISTEN	\$110.00
AD	57788	01/09/15	762	JAY TOWELL	\$55.00
AD	57789	01/09/15	762	JAY TOWELL	\$55.00
AD	57790	01/09/15	423	DERECK TYLER	\$110.00
AD	57791	01/09/15	423	DERECK TYLER	\$185.00
AD	57792	01/09/15	2544	WILLIAM MARSHALL	\$185.00
AD	57793	01/09/15	2544	WILLIAM MARSHALL	\$110.00

Total Amount Reported Since Last Board Meeting For Approval: \$321,961.68

*****JANUARY BOARD CHECKS FOR APPROVAL #57829 - #58037*****

10	57829	01/20/15	3757	5 STAR CLEANERS	\$1,262.00
10	57830	01/20/15	108	A/C PRINTING INC.	\$6.50
10	57831	01/20/15	112	ABC HOME FURNISHINGS	\$18.05
10	57832	01/20/15	4223	BONNIE L ADAMS	\$26.64
10	57833	01/20/15	3095	AIRE-MASTER OF AMERICA, INC.	\$36.00
10	57834	01/20/15	119	AIRGAS USA,LLC	\$29.23

WEST PLAINS R-VII SCHOOL DISTRICT
ACCOUNTS PAYABLE CHECK REGISTER SUMMARY LISTING

10	57835	01/20/15	4674	AMANDA SCHMITZ	\$18.04
10	57836	01/20/15	189	AREAWIDE MEDIA INC.	\$266.16
10	57837	01/20/15	1957	ASHLEY HAMBY	\$33.53
10	57838	01/20/15	1832	ATI,LLC	\$11,760.00
10	57839	01/20/15	204	AUTO ZONE	\$267.94
10	57840	01/20/15	1868	DIANA L BARNARD	\$36.40
10	57841	01/20/15	219	BEACON GRAPHIC SYSTEMS	\$517.84
10	57842	01/20/15	770	JERRY C. BEAN	\$100.00
10	57843	01/20/15	2214	SUSAN M BOWLES	\$47.08
10	57844	01/20/15	1607	LUKE A BOYER	\$147.20
10	57845	01/20/15	272	BROCAW BEARING	\$441.49
10	57846	01/20/15	273	BROCAW BEARING & DRIVE	\$92.56
10	57847	01/20/15	276	BROTHERTON PROPANE INC	\$18.00
10	57848	01/20/15	1255	BROWN'S LAWN & GARDEN,LLC	\$8.98
10	57849	01/20/15	1844	KAROL BROWN	\$72.00
10	57850	01/20/15	4678	BROYLES PETROLEUM EQUIPMENT CO	\$621.50
10	57851	01/20/15	279	BSN SPORTS INC	\$86.75
10	57852	01/20/15	2700	BUCKEYE CLEANING CENTER	\$336.00
10	57853	01/20/15	299	CAPE ELECTRICAL SUPPLY LLC	\$852.49
10	57854	01/20/15	1849	SUSAN CARTER	\$18.46
10	57855	01/20/15	309	CAWVEYS ELECTRIC MOTOR	\$3,546.40
10	57856	01/20/15	314	CENTRAL STATES BUS	\$382.18
10	57857	01/20/15	316	CENTURYLINK	\$4,326.40
10	57858	01/20/15	1213	CENTURYLINK	\$138.26
10	57859	01/20/15	1213	CENTURYLINK	\$5.23
10	57860	01/20/15	2607	CINTAS #569	\$564.15
10	57861	01/20/15	332	WEST PLAINS CIVIC CENTER	\$460.00
10	57862	01/20/15	333	CITY UTILITIES	\$32.80
10	57863	01/20/15	333	CITY UTILITIES	\$31,258.73
10	57864	01/20/15	336	SCHOOL SPECIALTY/CLASSROOM DIR	\$28.23
10	57865	01/20/15	2591	MICHAEL L COCHRAN	\$2,673.00
10	57866	01/20/15	3702	JESSICA COLLINS	\$195.39
10	57867	01/20/15	347	COLORVISION CORPORATION	\$1,225.21
10	57868	01/20/15	1602	COMMERCIAL KITCHEN SERVICES, I	\$864.89
10	57869	01/20/15	3185	RICHARD E EDWARDS	\$192.34
10	57870	01/20/15	4680	CONNIE BELT	\$60.00
10	57871	01/20/15	4178	CORLEY PRITCHARD OSBORNE TECH	\$17,574.55
10	57872	01/20/15	1617	JOSHUA C COTTER	\$29.20
10	57873	01/20/15	4031	COUNTRY MEATS.COM	\$267.00
10	57874	01/20/15	378	CREATIVE INK	\$120.75
10	57875	01/20/15	4644	CRYSTAL WALSH	\$72.24
10	57876	01/20/15	3680	DASH MEDICAL GLOVES,INC.	\$649.00
10	57877	01/20/15	4529	DEANNA WRIGHT	\$158.33
10	57878	01/20/15	438	DOMINOS PIZZA	\$843.08
10	57879	01/20/15	449	DRAMATISTS PLAY SERVICE	\$35.00
10	57880	01/20/15	4677	ALLEN DURHAM	\$15.54
10	57881	01/20/15	1621	LENNY R EAGLEMAN	\$206.46

WEST PLAINS R-VII SCHOOL DISTRICT
ACCOUNTS PAYABLE CHECK REGISTER SUMMARY LISTING

10	57882	01/20/15	467	EBSCO INFORMATION SERVICES	\$1,591.05
10	57883	01/20/15	475	EDUCATION TO GO	\$197.25
10	57884	01/20/15	482	ELSEVIER	\$13,968.31
10	57885	01/20/15	509	FASTENAL COMPANY	\$362.31
10	57886	01/20/15	514	FELLERS	\$249.68
10	57887	01/20/15	515	FELLERS FIXTURES INC.	\$64.69
10	57888	01/20/15	2360	FORD'S AIR COMPRESSORS	\$110.35
10	57889	01/20/15	1622	LISA J FOX	\$184.80
10	57890	01/20/15	1623	PENNY FOX-JONES	\$64.00
10	57891	01/20/15	4672	FULCRUM MANAGEMENT SOLUTION IN	\$10,608.00
10	57892	01/20/15	548	GAINESVILLE HIGH SCHOOL	\$321.31
10	57893	01/20/15	593	GRAPHIC EDGE	\$1,775.79
10	57894	01/20/15	4615	VICKI GREGORY	\$20.80
10	57895	01/20/15	602	GRENNAN COMMUNICATIONS	\$400.00
10	57896	01/20/15	1953	ALICIA GUNTER	\$74.38
10	57897	01/20/15	1708	JAY G HALE	\$102.66
10	57898	01/20/15	3778	HEATHER SIMONDS	\$39.04
10	57899	01/20/15	2994	HERALD PUBLISHING CO	\$117.00
10	57900	01/20/15	654	HICKS BODY & FRAME SHOP	\$536.40
10	57901	01/20/15	660	HILLYARD/SPRINGFIELD	\$2,074.44
10	57902	01/20/15	664	HIRSCH FEED & FARM SUPPLY	\$152.89
10	57903	01/20/15	706	HORN PLUMBING	\$442.35
10	57904	01/20/15	3291	OZARK AWARDS	\$341.65
10	57905	01/20/15	3291	OUTPOST EXPRESSIONS	\$391.50
10	57906	01/20/15	2749	HOWELL COUNTY SHERIFF'S OFFICE	\$2,083.34
10	57907	01/20/15	1626	SETH A HUDDLESTON	\$160.00
10	57908	01/20/15	48	HUMAN KINETICS	\$808.88
10	57909	01/20/15	4470	INSIGHT PUBLIC SECTOR,INC.	\$1,470.00
10	57910	01/20/15	754	J.W. PEPPER & SON INC.	\$11.99
10	57911	01/20/15	757	JACKSON TERMITE CO INC	\$145.00
10	57912	01/20/15	1627	DANNY G JAMES	\$150.00
10	57913	01/20/15	4590	JCOLE,INC.	\$1,832.00
10	57914	01/20/15	4195	JENNIFER GIRDLEY	\$39.20
10	57915	01/20/15	1651	TINA I JOLLIFF	\$48.00
10	57916	01/20/15	1990	JONATHAN HUFSTEDLER	\$156.80
10	57917	01/20/15	2012	DUANE JONES	\$28.63
10	57918	01/20/15	1628	KELLY L JONES	\$145.92
10	57919	01/20/15	803	JOSTENS	\$1,924.49
10	57920	01/20/15	807	JOSTENS	\$100.00
10	57921	01/20/15	2731	MARCIA L KANTOLA	\$201.20
10	57922	01/20/15	2062	KATHY MILLER	\$156.00
10	57923	01/20/15	938	KENT YARBER CANDY CO	\$357.40
10	57924	01/20/15	845	KONE INC.	\$1,834.86
10	57925	01/20/15	4358	ERIC KRISTEFF	\$358.20
10	57926	01/20/15	4673	LAKE COUNTRY INVESTMENTS,INC.	\$2,576.00
10	57927	01/20/15	862	LAMPLIGHTER INN	\$579.28
10	57928	01/20/15	4528	LAURA BALDRIDGE	\$150.40

WEST PLAINS R-VII SCHOOL DISTRICT
ACCOUNTS PAYABLE CHECK REGISTER SUMMARY LISTING

10	57929	01/20/15	2518	LC FUNDRAISER	\$12,721.00
10	57930	01/20/15	4660	LEBANON TECHNOLOGY & CAREER CE	\$27.00
10	57931	01/20/15	4642	LEONA REED	\$49.84
10	57932	01/20/15	4665	LINDA KEEFE	\$484.75
10	57933	01/20/15	904	LYNCH EQUIPMENT CO. LLC	\$84.15
10	57934	01/20/15	83	MAREDY	\$588.00
10	57935	01/20/15	936	MASSP	\$720.00
10	57936	01/20/15	4681	MAYFIELD AUTO REPAIR,LLC	\$300.90
10	57937	01/20/15	1632	JODIE L MCKINNEY	\$28.40
10	57938	01/20/15	2953	COURTNEY J MCLAUGHLIN	\$36.00
10	57939	01/20/15	490	ERIC N. MCSWAIN	\$750.00
10	57940	01/20/15	952	MEEKS	\$728.01
10	57941	01/20/15	954	MEEKS	\$775.30
10	57942	01/20/15	4517	MEGGIN HOGSETT	\$152.00
10	57943	01/20/15	1796	METALWELD, INC.	\$212.49
10	57944	01/20/15	968	MFA PROPANE	\$1,167.33
10	57945	01/20/15	4634	MICHAEL K. MARSHALL	\$75.00
10	57946	01/20/15	4296	MIDWEST TRANSIT EQUIPMENT	\$2,183.49
10	57947	01/20/15	4052	HEATHER N MILLER	\$67.20
10	57948	01/20/15	4051	J DONALD MILLER II	\$120.00
10	57949	01/20/15	990	MISSOURI FFA ASSOCIATION	\$200.00
10	57950	01/20/15	1010	MISSOURI STATE UNIVERSITY-WP	\$160.00
10	57951	01/20/15	1010	MISSOURI STATE UNIVERSITY-WP	\$47.00
10	57952	01/20/15	1014	MO DEPT NATURAL RESOURCE	\$150.00
10	57953	01/20/15	1027	MO-ARK GLASS	\$90.00
10	57954	01/20/15	1032	MONETT HIGH SCHOOL	\$189.00
10	57955	01/20/15	3819	MONTY'S OUTDOORS	\$1,104.00
10	57956	01/20/15	2762	RENTAL CENTERS OF AMERICA INC.	\$192.50
10	57957	01/20/15	1587	JONATHAN D MULFORD	\$176.00
10	57958	01/20/15	1083	NATIONAL BETA CLUB	\$2,100.00
10	57959	01/20/15	1086	NATIONAL FFA ORGANIZA.	\$836.62
10	57960	01/20/15	1635	ANITA M NELSON	\$79.96
10	57961	01/20/15	1104	NORMAN ORR OFFICE SUPPLY	\$8,591.27
10	57962	01/20/15	4383	NORTHERN ESCROW,INC.	\$191,390.91
10	57963	01/20/15	1580	OPAA FOOD MANAGEMENT INC.	\$75,677.49
10	57964	01/20/15	1128	OREILLY AUTO	\$483.35
10	57965	01/20/15	1129	OREILLY AUTOMOTIVE	\$789.86
10	57966	01/20/15	1130	OREILLY AUTOMOTIVE	\$586.19
10	57967	01/20/15	1131	OREILLY AUTOMOTIVE	\$1,182.99
10	57968	01/20/15	4646	OZARK BUTCHER & RESTAURANT EQU	\$717.37
10	57969	01/20/15	1140	OZARK HORSE TRADER, INC.	\$415.10
10	57970	01/20/15	1140	OZARK HORSETRADER INC.	\$66.20
10	57971	01/20/15	847	OZARK RADIO NETWORK	\$180.00
10	57972	01/20/15	1144	OZARKO TIRE CENTER	\$2,830.66
10	57973	01/20/15	1146	PALEN MUSIC CENTER	\$351.00
10	57974	01/20/15	1149	PARCEL EXPRESS	\$9.20
10	57975	01/20/15	55	PEARSON EDUCATION	\$4,306.94

WEST PLAINS R-VII SCHOOL DISTRICT
ACCOUNTS PAYABLE CHECK REGISTER SUMMARY LISTING

10	57976	01/20/15	1168	PEPSI MIDAMERICA	\$2,566.31
10	57977	01/20/15	1170	PERIPOLE-BERGERAULT INC	\$680.94
10	57978	01/20/15	1171	PERMA BOUND	\$599.72
10	57979	01/20/15	4675	ZACHARYAH PHEGLEY	\$44.80
10	57980	01/20/15	1174	PHYSICAL THERAPY	\$4,058.33
10	57981	01/20/15	1180	PITNEY BOWES	\$948.00
10	57982	01/20/15	1201	PRUETT HOME IMPROVEMENTS INC.	\$37.97
10	57983	01/20/15	1209	QUILL PRESS COMPANY	\$1,407.40
10	57984	01/20/15	4020	R.P.LUMBER CO.,INC.	\$264.22
10	57985	01/20/15	3938	ROSETTA STONE LTD	\$34,350.00
10	57986	01/20/15	3233	AMY M ROSS	\$200.00
10	57987	01/20/15	2109	DENISE ROWLAND	\$101.52
10	57988	01/20/15	100	ROY'S HOME ENTERTAINMENT	\$29.00
10	57989	01/20/15	3034	S&S QUARRIES, INC.	\$781.77
10	57990	01/20/15	1282	SAFETY KLEEN CORPORATION	\$195.00
10	57991	01/20/15	2566	SAPP DESIGN ASSOCIATES, P.C.	\$838.56
10	57992	01/20/15	1299	SCHOLASTIC BOOK FAIRS 08	\$6,426.46
10	57993	01/20/15	1309	SCHWEGMAN OFFICE SUPPLY	\$459.40
10	57994	01/20/15	652	SCREENSHOTS PRINTING & DESIGN	\$65.05
10	57995	01/20/15	2524	SEITZ FUNDRAISING	\$62.10
10	57996	01/20/15	1316	CONTINUUM RETAIL ENERGY SERVIC	\$1,496.63
10	57997	01/20/15	4114	SHAWNA HEAD	\$26.05
10	57998	01/20/15	4643	SHAYLA HARRISON	\$106.40
10	57999	01/20/15	1326	SHEPHERD COMMUNICATIONS	\$156.00
10	58000	01/20/15	4607	SHERRY TICE	\$25.76
10	58001	01/20/15	1327	SHERWIN WILLIAMS	\$51.23
10	58002	01/20/15	4608	SHONDA MOORE	\$240.00
10	58003	01/20/15	1640	GREG SIMPKINS	\$89.89
10	58004	01/20/15	1343	SKEETER KELL SPORTING	\$2,295.00
10	58005	01/20/15	1641	SCOTT A SMITH	\$351.20
10	58006	01/20/15	4491	SMR PROMOTIONS,LLC	\$751.77
10	58007	01/20/15	3413	SMC SPRINGFIELD	\$102.00
10	58008	01/20/15	1833	SPRINGFIELD GROCER COMPANY	\$1,221.02
10	58009	01/20/15	3925	SPRINGFIELD MUSIC	\$200.00
10	58010	01/20/15	1386	SPRINGFIELD PUBLIC SCHOOLS	\$150.00
10	58011	01/20/15	1391	SPRINGFIELD STAMP &	\$103.25
10	58012	01/20/15	4609	STACEY SCHULER	\$69.39
10	58013	01/20/15	4656	STANTON DENNISON	\$349.37
10	58014	01/20/15	2137	DEBORAH STAUFFER	\$48.80
10	58015	01/20/15	132	SUMMERSVILLE BEACON	\$107.55
10	58016	01/20/15	4122	SYSCO KANSAS CITY	\$734.58
10	58017	01/20/15	1425	THE BATTERY STATION LLC	\$58.00
10	58018	01/20/15	1405	THE STEEL YARD INC	\$215.31
10	58019	01/20/15	4047	TERRI J TOMLINSON	\$72.00
10	58020	01/20/15	1450	TRASHWAGON EXPRESS	\$272.00
10	58021	01/20/15	4676	TRISH FOX	\$187.68
10	58022	01/20/15	4527	TURFMARK SERVICES,LLC	\$600.00

WEST PLAINS R-VII SCHOOL DISTRICT
ACCOUNTS PAYABLE CHECK REGISTER SUMMARY LISTING

10	58023	01/20/15	1458	TWIN PONDS SCREENPRINT	\$218.00
10	58024	01/20/15	1467	UNIVERSITY OF MISSOURI	\$225.00
10	58025	01/20/15	1483	UPS	\$176.09
10	58026	01/20/15	1648	KAREN L VAUGHN	\$144.00
10	58027	01/20/15	2826	VIDEO GENERAL INC	\$156.00
10	58028	01/20/15	1506	WEST PLAINS CHAMBER OF COMMERC	\$85.00
10	58029	01/20/15	1512	WEST PLAINS ELECTRIC	\$5,256.61
10	58030	01/20/15	1520	WEST PLAINS MUSIC STORE	\$30.90
10	58031	01/20/15	1524	WEST PLAINS PROPANE INC.	\$6,443.69
10	58032	01/20/15	1536	WILBANKS TIRE	\$160.00
10	58033	01/20/15	2196	TED WILKENING	\$260.00
10	58034	01/20/15	1646	JULIE R WILLIAMS	\$220.00
10	58035	01/20/15	2198	MARTHA A WILLIAMS	\$72.00
10	58036	01/20/15	95	WORLD WIDE TECHNOLOGY IN	\$660.12
10	58037	01/20/15	1551	XEROX CORPORATION	\$84.84

Total Amount Reported For JANUARY Board For Approval: \$525,117.59

*****GRAND TOTAL AMOUNT OF ALL CHECKS REPORTED FOR CODES 10 & AD***** **\$847,079.27**

WEST PLAINS SCHOOL DISTRICT
MONTHLY
FINANCE REPORTS

*THROUGH THE MONTH OF DECEMBER
SCHOOL YEAR 2014-2015*

PRINTED ON: JANUARY 14, 2015

REVENUES & EXPENDITURES

PAGE 1

This report includes the month of December.

Printed On: January 14, 2015

FOR COMPARISON REASONS, THIS PAGE DOES NOT INCLUDE THE STADIUM RENOVATION EXPENSES OR REVENUES.

Total Revenue

	JUL	AUG	SEP	OCT	NOV	DEC	JAN	FEB	MAR	APR	MAY	JUN
2015	799,672	1,739,816	3,078,361	4,671,065	6,040,635	8,765,165						
2014	908,184	1,871,777	2,797,124	4,661,150	6,429,165	8,841,482	14,843,645	16,739,005	18,547,966	20,360,108	22,682,150	24,894,243
2013	859,336	1,801,046	2,924,735	4,689,032	6,988,206	8,768,314	14,907,307	17,171,164	19,081,041	20,969,854	22,905,196	25,004,776
2012	709,840	1,845,276	2,835,233	4,076,622	6,371,858	8,494,376	14,987,431	17,039,668	19,213,557	21,299,183	22,991,597	25,565,764

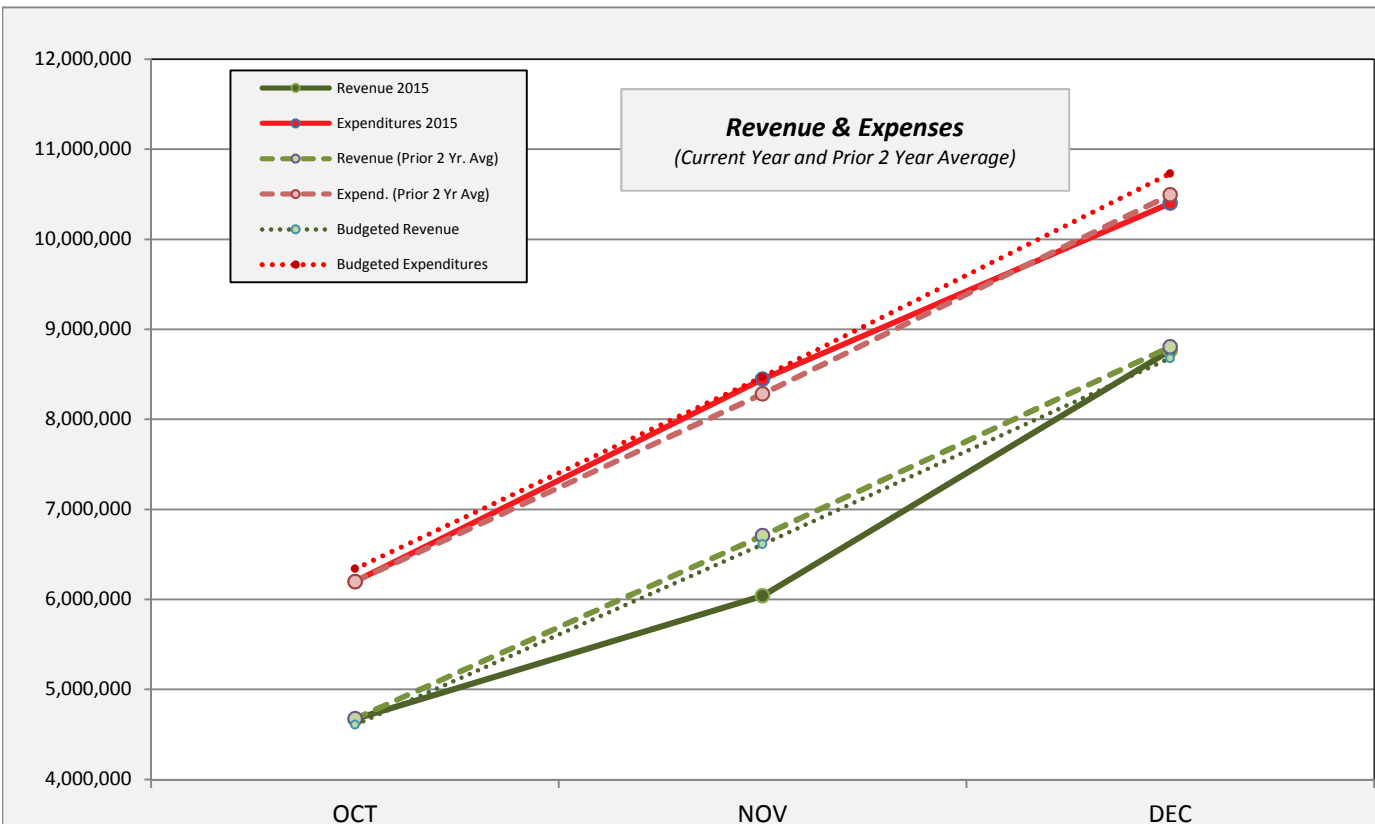
Total Expenditures

	JUL	AUG	SEP	OCT	NOV	DEC	JAN	FEB	MAR	APR	MAY	JUN
2015	1,005,374	1,834,941	4,016,990	6,198,503	8,446,589	10,401,244						
2014	990,323	1,735,525	3,928,438	5,952,853	7,913,229	10,277,617	12,895,540	14,855,596	16,671,513	18,615,452	20,526,074	25,183,121
2013	776,580	2,192,147	4,464,166	6,445,389	8,654,142	10,710,453	12,664,819	14,565,597	16,500,946	18,863,877	20,947,290	25,282,520
2012	613,980	1,303,196	3,515,431	5,561,519	7,576,603	9,547,103	11,895,664	13,859,382	16,397,036	18,415,938	20,262,826	25,234,069

Revenues less Expenditures

	JUL	AUG	SEP	OCT	NOV	DEC	JAN	FEB	MAR	APR	MAY	JUN
2015	-205,703	-95,125	-938,630	-1,527,438	-2,405,954	-1,636,079						
2014	-82,139	136,252	-1,131,314	-1,291,703	-1,484,064	-1,436,135	1,948,105	1,883,409	1,876,453	1,744,656	2,156,076	-288,878
2013	82,757	-391,100	-1,539,431	-1,756,357	-1,665,935	-1,942,138	2,242,488	2,605,566	2,580,095	2,105,977	1,957,906	-277,743
2012	95,860	542,081	-680,198	-1,484,897	-1,204,745	-1,052,726	3,091,768	3,180,286	2,816,520	2,883,245	2,728,772	331,695

	Revenue Budget	Through DEC	Total	% of Actual Through DEC	Estimate based on Prior Year %	Expense Budget	Through DEC	Total	% of Actual Through DEC	Estimate based on Prior Year %
2015	24,593,170	8,765,165	24,593,170		25,330,817	25,800,053	10,401,244	25,800,053		25,786,338
2014	24,565,546	8,841,482	24,894,243	35.52		25,854,694	10,277,617	25,183,121	40.81	
2013	25,428,180	8,768,314	25,004,776	35.07		26,628,503	10,710,453	25,282,520	42.36	
2012	24,318,640	8,494,376	25,565,764	33.23		24,868,899	9,547,103	25,234,069	37.83	



GRAPHICAL FINANCIAL DATA

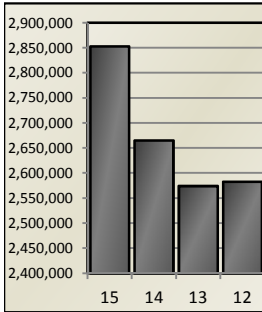
PAGE 1

This report includes the month of December.

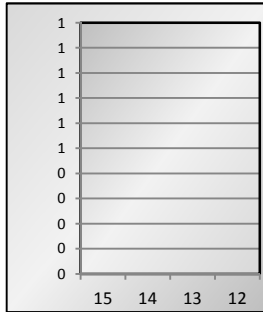
Printed On: January 14, 2015

FOR COMPARISON REASONS, THIS PAGE DOES NOT INCLUDE THE STADIUM RENOVATION EXPENSES OR REVENUES.

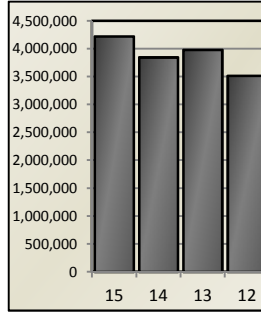
4 YEAR REVENUE COMPARISON THROUGH THE MONTH OF DECEMBER



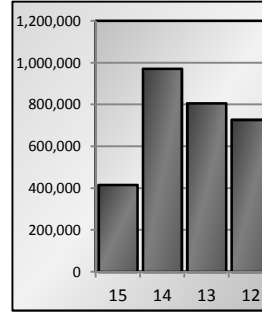
Local Revenue



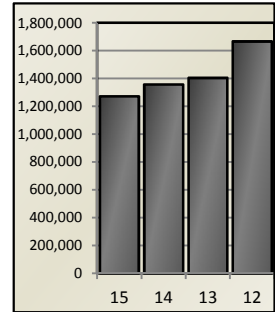
County Revenue



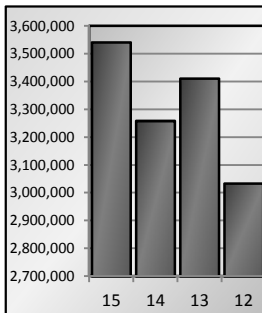
State Revenue



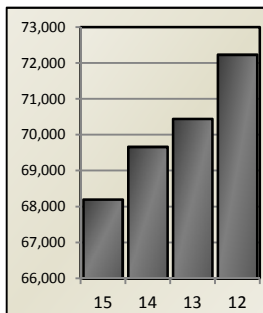
Federal Revenue



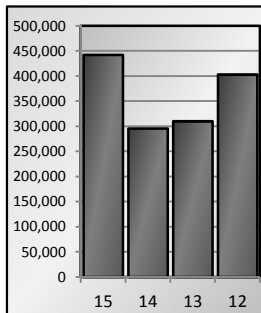
Tuition Revenue



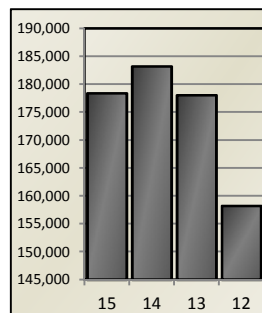
Basic Formula



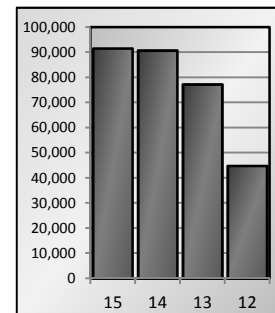
State Transportation



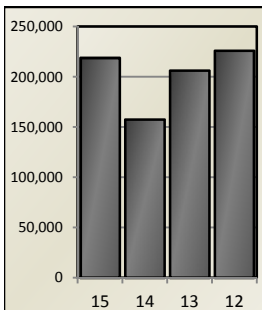
Student Activities (Fund 60)



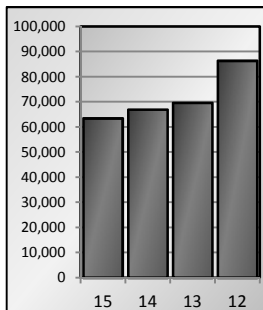
Fed. School Lunch (5445)



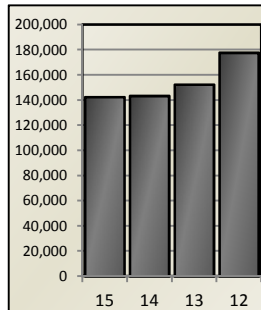
Fed. School Breakfast (5446)



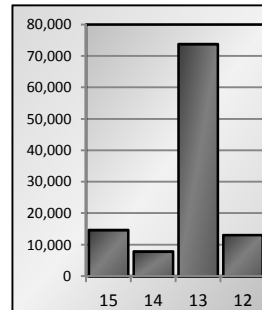
Adult Tuition (5123)



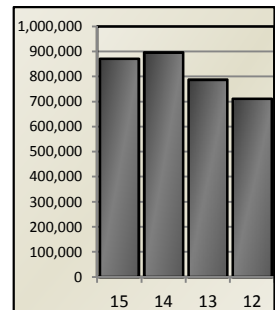
Interest Earned (5141)



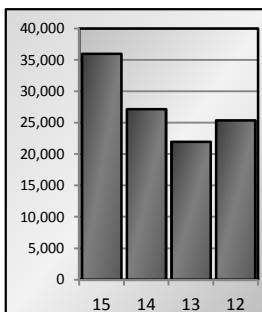
Local Food Service



Miscellaneous Local Rev. (5198)



Current & Delinquent Taxes



Admissions & Gate (5171)

GRAPHICAL FINANCIAL DATA

PAGE 1

This report includes the month of December.

Printed On: January 14, 2015

FOR COMPARISON REASONS, THIS PAGE DOES NOT INCLUDE THE STADIUM RENOVATION EXPENSES OR REVENUES.

4 YEAR REVENUE COMPARISON THROUGH THE MONTH OF

Revenues By Source (2015)

	JUL	AUG	SEP	OCT	NOV	DEC	JAN	FEB	MAR	APR	MAY	JUN
Local	219,432	574,931	977,977	1,327,036	1,723,056	2,852,848						
County	0	0	0	0	0	0						
State	571,564	1,155,358	1,912,562	2,651,124	3,372,190	4,224,606						
Federal	1,625	2,477	86,847	145,075	292,702	415,643						
Tuition	7,050	7,050	100,974	547,831	652,687	1,271,743						
Other	0	0	0	0	0	325						
Total	799,672	1,739,816	3,078,361	4,671,065	6,040,635	8,765,165						

Revenues By Source (2014)

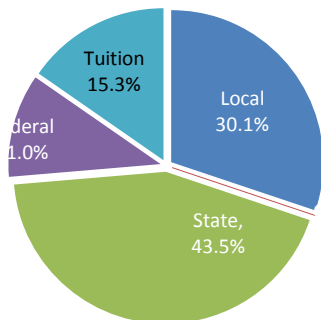
	JUL	AUG	SEP	OCT	NOV	DEC	JAN	FEB	MAR	APR	MAY	JUN
Local	244,552	539,266	837,113	1,186,124	1,575,408	2,664,972	7,318,806	7,783,550	8,200,658	8,455,590	8,826,868	9,240,770
County	0	0	0	0	0	0	102,193	328,702	328,702	328,702	328,702	322,369
State	591,926	1,231,028	1,899,326	2,561,077	3,221,790	3,848,208	4,514,465	5,162,225	5,906,176	6,698,437	7,814,560	8,614,458
Federal	57,170	86,226	59,241	416,569	560,455	971,298	1,104,441	1,391,358	1,642,614	1,912,004	2,127,968	2,852,326
Tuition	14,536	15,258	1,444	497,379	1,071,512	1,357,004	1,803,741	2,073,170	2,469,815	2,965,375	3,572,052	3,826,016
Other	0	0	0	0	0	0	0	0	0	0	12,000	38,304
Total	908,184	1,871,777	2,797,124	4,661,150	6,429,165	8,841,482	14,843,645	16,739,005	18,547,966	20,360,108	22,682,150	24,894,243

Revenues By Source (2013)

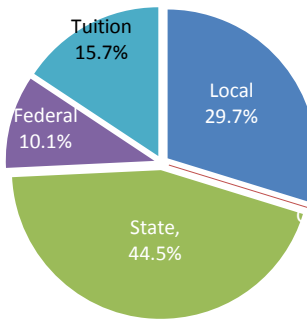
	JUL	AUG	SEP	OCT	NOV	DEC	JAN	FEB	MAR	APR	MAY	JUN
Local	225,829	551,517	891,467	1,318,243	2,420,406	2,574,154	7,301,885	7,834,181	8,201,583	8,541,246	8,917,813	9,425,654
County	0	0	0	0	0	0	122,387	122,387	318,153	318,153	318,153	350,780
State	618,331	1,245,921	1,953,804	2,601,689	3,282,871	3,983,708	4,613,746	5,358,892	6,034,783	7,004,043	7,962,801	8,801,999
Federal	15,176	3,608	79,464	157,749	229,571	806,690	953,530	1,365,353	1,549,473	1,915,484	2,102,838	2,540,576
Tuition	0	0	0	611,351	1,055,358	1,403,761	1,915,759	2,490,351	2,977,050	3,190,929	3,603,591	3,885,767
Other	0	0	0	0	0	0	0	0	0	0	0	0
Total	859,336	1,801,046	2,924,735	4,689,032	6,988,206	8,768,314	14,907,307	17,171,164	19,081,041	20,969,854	22,905,196	25,004,776

2015 Revenues By Fund

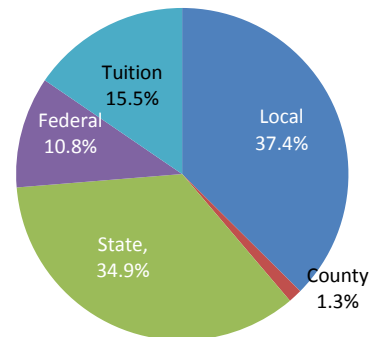
	JUL	AUG	SEP	OCT	NOV	DEC	JAN	FEB	MAR	APR	MAY	JUN
10	282,620	661,572	1,219,060	2,089,184	2,736,122	4,613,908						
20	457,518	905,417	1,515,289	2,066,178	2,623,424	3,308,311						
30	0	0	0	0	0	0						
40	44,923	97,044	173,400	231,366	289,052	354,487						
60	14,611	71,539	161,621	266,221	357,602	442,240						
65	0	4,245	8,990	18,116	34,434	46,219						
70	0	0	0	0	0	0						
Other	0	0	0	0	0	0						
Total	799,672	1,739,816	3,078,361	4,671,065	6,040,635	8,765,165	0	0	0	0	0	0



Through December, 2015



Through December, Prior 2 Year Avg.



2 Year Average, End of Year Totals

REVENUES

PAGE 1

This report includes the month of December.

Printed On: January 14, 2015

4 YEAR REVENUE COMPARISON OF MAJOR REVENUE SOURCES

Each month represents total for that month plus prior months.

Current Taxes (5111)

	OCT	NOV	DEC	JAN	FEB
2015	0	0	736,274		
2014	0	0	768,524	4,890,182	4,976,006
2013	0	0	683,108	4,750,578	4,827,550
2012	0	0	581,934	4,521,037	4,640,470

Prop C (5113)

	OCT	NOV	DEC	JAN	FEB
2015	622,566	777,847	929,597		
2014	599,260	776,875	917,327	1,064,882	1,229,887
2013	576,321	694,581	862,774	1,003,215	1,180,620
2012	566,650	706,221	853,557	989,885	1,157,870

Interest Revenue (5141)

	OCT	NOV	DEC	JAN	FEB
2015	47,319	55,817	63,431		
2014	49,956	58,331	66,900	79,507	91,153
2013	53,400	61,942	69,639	91,940	103,748
2012	72,130	78,861	86,350	99,665	116,763

Fines & Escheats (5211)

	OCT	NOV	DEC	JAN	FEB
2015	0	0	0		
2014	0	0	0	102,193	102,193
2013	0	0	0	122,387	122,387
2012	0	0	0	0	107,237

State Basic Formula (5311)

	OCT	NOV	DEC	JAN	FEB
2015	2,361,903	2,949,972	3,540,778		
2014	2,178,442	2,730,389	3,258,112	3,807,905	4,349,928
2013	2,255,642	2,820,050	3,410,259	3,935,355	4,502,287
2012	1,983,633	2,520,995	3,033,320	3,617,439	4,162,305

ECSE (5314)

	OCT	NOV	DEC	JAN	FEB
2015	0	57,963	120,525		
2014	37,499	74,998	112,497	149,997	187,496
2013	0	75,401	113,102	150,803	188,503
2012	0	0	0	148,383	185,479

Career Education (5332)

	OCT	NOV	DEC	JAN	FEB
2015	0	0	122,315		
2014	0	0	0	0	943
2013	0	0	0	0	0
2012	0	0	0	0	0

Medicaid (5412)

	OCT	NOV	DEC	JAN	FEB
2015	19,389	19,389	22,566		
2014	19,498	40,220	44,942	70,634	70,684
2013	3,287	6,352	11,684	11,684	44,008
2012	21,176	12,144	13,975	29,099	42,735

IDEA (5441)

	OCT	NOV	DEC	JAN	FEB
2015	0	0	0		
2014	58,029	58,029	58,029	58,029	136,227
2013	0	50,470	100,940	151,410	151,410
2012	135,000	180,000	180,000	225,000	225,000

Fed Breakfast (5446)

	OCT	NOV	DEC	JAN	FEB
2015	19,793	56,172	91,471		
2014	20,995	54,090	90,667	116,368	127,807
2013	17,499	45,163	77,165	103,314	123,749
2012	7,780	27,029	44,731	60,937	75,046

Delinquent Taxes (5112)

	OCT	NOV	DEC	JAN	FEB
2015	105,606	122,606	135,018		
2014	105,671	116,587	127,772	145,423	151,904
2013	78,472	94,060	104,401	158,598	165,009
2012	113,627	121,217	129,680	155,447	171,222

M&M Surcharge (5115)

	OCT	NOV	DEC	JAN	FEB
2015	3,246	3,442	33,242		
2014	2,936	3,017	26,885	289,768	297,674
2013	46,831	47,183	69,628	318,538	319,535
2012	3,463	3,465	20,085	255,192	259,004

Pupil Food Service (5151)

	OCT	NOV	DEC	JAN	FEB
2015	49,162	61,055	72,996		
2014	49,126	63,310	70,378	86,053	95,093
2013	46,998	63,124	75,079	95,011	112,659
2012	52,102	72,483	84,474	108,870	130,882

RR & Utility Tax (5221)

	OCT	NOV	DEC	JAN	FEB
2015	0	0	0		
2014	0	0	0	0	226,509
2013	0	0	0	0	0
2012	0	0	0	0	0

State Transportation (5312)

	OCT	NOV	DEC	JAN	FEB
2015	45,642	56,791	68,196		
2014	46,630	58,391	69,665	81,361	91,286
2013	51,082	58,761	70,442	78,650	91,117
2012	49,459	61,527	72,231	87,624	100,623

Classroom Trust Fund (5319)

	OCT	NOV	DEC	JAN	FEB
2015	231,366	289,052	344,162		
2014	283,819	342,395	392,265	459,533	515,787
2013	237,955	296,824	356,201	415,234	474,666
2012	227,089	278,875	352,203	414,804	472,304

High Need Fund (5381)

	OCT	NOV	DEC	JAN	FEB
2015	0	0	0		
2014	0	0	0	0	0
2013	24,092	0	0	0	67,574
2012	0	0	0	0	0

Perkins (5427)

	OCT	NOV	DEC	JAN	FEB
2015	61,289	92,760	106,758		
2014	42,847	65,921	65,921	85,742	85,742
2013	66,502	2,991	57,929	64,992	68,724
2012	28,568	28,920	40,198	58,523	73,841

Fed Lunch (5445)

	OCT	NOV	DEC	JAN	FEB
2015	38,149	107,935	178,402		
2014	40,900	107,895	183,197	234,925	258,768
2013	40,913	105,115	178,035	237,198	288,390
2012	29,218	96,260	158,207	214,678	264,352

Title I (5451)

	OCT	NOV	DEC	JAN	FEB
2015	0	0	0		
2014	187,264	187,264	422,239	422,239	556,086
2013	0	0	272,278	272,278	417,890
2012	12,995	12,995	12,995	341,382	448,501

EXPENSE BY FUND

PAGE 1

This report includes the month of December.

Printed On: January 14, 2015

FOR COMPARISON REASONS, THIS PAGE DOES NOT INCLUDE THE STADIUM RENOVATION EXPENSES OR REVENUES.

Expense By Source (2015)

	JUL	AUG	SEP	OCT	NOV	DEC	JAN	FEB	MAR	APR	MAY	JUN
Fund 10	588,593	1,019,778	1,822,272	2,594,479	3,341,203	3,983,958						
Fund 20	234,534	473,280	1,668,851	2,828,060	4,000,345	5,174,992						
Fund 40	180,100	316,823	471,724	624,184	862,030	935,656						
Fund 60	2,146	24,160	49,492	146,740	215,651	276,465						
Fund 65	0	900	4,651	5,039	27,360	30,174						
Fund 70	0	0	0	0	0	0						
Total	1,005,374	1,834,941	4,016,990	6,198,503	8,446,589	10,401,244						

Expense By Source (2014)

	JUL	AUG	SEP	OCT	NOV	DEC	JAN	FEB	MAR	APR	MAY	JUN
Fund 10	430,580	842,033	1,794,443	2,525,846	3,218,465	4,282,844	4,846,596	5,543,168	6,147,605	6,831,733	7,511,822	8,995,328
Fund 20	344,154	571,042	1,733,704	2,925,870	4,095,327	5,291,574	6,443,472	7,603,776	8,772,373	9,962,509	11,133,271	14,300,061
Fund 40	214,364	305,687	348,374	385,915	422,685	446,205	1,308,848	1,336,210	1,345,526	1,354,910	1,366,367	1,292,476
Fund 60	1,225	11,101	45,598	104,067	163,886	242,625	266,622	318,852	351,499	405,452	448,951	521,457
Fund 65	0	5,663	6,320	11,155	12,866	13,879	25,370	41,510	42,431	48,177	49,408	53,027
Fund 70	0	0	0	0	0	489	4,632	12,079	12,079	12,671	16,256	20,773
Total	990,323	1,735,525	3,928,438	5,952,853	7,913,229	10,277,617	12,895,540	14,855,596	16,671,513	18,615,452	20,526,074	25,183,121

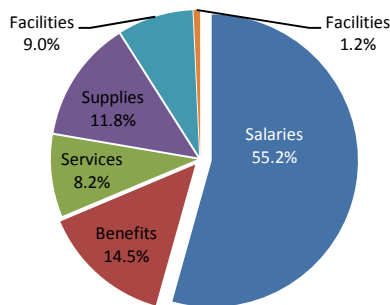
Expense By Source (2013)

	JUL	AUG	SEP	OCT	NOV	DEC	JAN	FEB	MAR	APR	MAY	JUN
Fund 10	276,791	734,465	1,538,164	2,222,513	3,044,007	4,055,820	4,666,833	5,322,452	5,950,513	6,530,074	7,307,628	8,767,459
Fund 20	263,411	477,357	1,631,437	2,787,664	3,963,006	5,146,091	6,306,572	7,476,162	8,641,612	9,801,943	10,980,898	14,173,813
Fund 40	174,622	909,252	1,184,716	1,269,436	1,395,702	1,180,410	1,317,127	1,353,880	1,448,764	2,041,365	2,104,973	1,560,676
Fund 60	3,346	9,136	42,761	94,849	178,139	254,243	299,673	338,399	383,598	414,230	477,527	533,988
Fund 65	57,800	61,326	65,219	69,058	70,457	71,059	71,784	71,874	73,629	73,435	73,435	246,584
Fund 70	610	610	1,870	1,870	2,830	2,830	2,830	2,830	2,830	2,830	2,830	0
Total	776,580	2,192,147	4,464,166	6,445,389	8,654,142	10,710,453	12,664,819	14,565,597	16,500,946	18,863,877	20,947,290	25,282,520

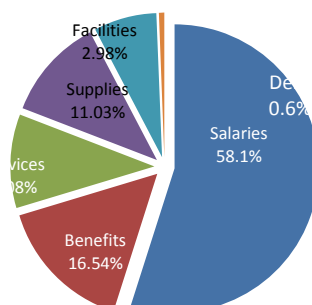
Expense By Source (2012)

	JUL	AUG	SEP	OCT	NOV	DEC	JAN	FEB	MAR	APR	MAY	JUN
Fund 10	300,959	728,184	1,591,686	2,377,115	3,130,413	3,791,564	4,754,451	5,447,581	6,160,701	6,870,939	7,481,091	8,886,119
Fund 20	306,926	524,250	1,686,078	2,841,614	4,012,124	5,180,376	6,352,158	7,526,009	8,697,615	9,872,495	11,048,392	14,195,739
Fund 40	0	6,385	146,033	184,580	195,671	274,778	362,758	433,966	1,010,916	1,032,236	1,019,846	1,303,604
Fund 60	4,361	33,442	56,824	112,058	183,972	237,696	343,091	360,557	421,659	531,786	579,162	696,318
Fund 65	-3,600	-2,068	10,037	14,792	16,427	18,189	32,205	33,765	34,793	35,536	59,003	66,552
Fund 70	5,334	13,002	24,772	31,360	37,996	44,499	51,001	57,503	71,353	72,946	75,332	85,737
Total	613,980	1,303,196	3,515,431	5,561,519	7,576,603	9,547,103	11,895,664	13,859,382	16,397,036	18,415,938	20,262,826	25,234,069

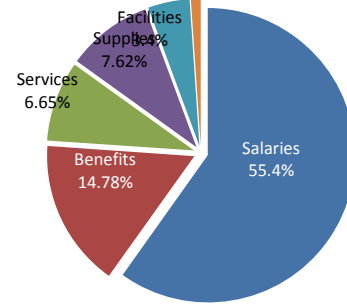
EXPENSE



Through December, 2015



Through December, Prior 2 Year Avg.



2 Year Average, End of Year Totals

	2015 Budget	2014 Budget	Thru DEC 2015	Thru DEC 2014	Thru DEC 2013	2014 Total	2013 Total	2014 Date %	2013 Date %	2015 Projected	Compared to Prior 2 Years
Fund 10	9,453,938	8,872,177	3,983,958	4,055,820	3,791,564	8,767,459	8,886,119	46.3%	42.7%	8,959,930	
Fund 20	14,110,761	14,134,878	5,174,992	5,146,091	5,180,376	14,173,813	14,195,739	36.3%	36.5%	14,217,108	
Fund 40	1,745,354	3,131,448	935,656	1,180,410	274,778	1,560,676	1,303,604	75.6%	21.1%	1,934,914	
Fund 60	450,000	450,000	276,465	254,243	237,696	533,988	696,318	47.6%	34.1%	676,383	
Fund 65	40,000	40,000	30,174	71,059	18,189	246,584	66,552	28.8%	27.3%	107,479	
Fund 70	0	0	0	2,830	44,499	0	85,737		51.9%	#VALUE!	
Other											
Total	0	0	0	0	0	0	0				

ITEMIZED REVENUE REPORT

PAGE 1

This report includes the month of December.

Printed On: January 14, 2015

Local	2015 Budget	2014 Budget	Thru DEC 2015	Thru DEC 2014	Thru DEC 2013	2014 Total	2013 Total	2014 Date %	2013 Date %	2015 Projected	Compared to Prior 2 Years
Current Taxes	5,109,588	4,922,614	736,274	768,524	683,108	5,075,131	4,910,672	15.1%	13.9%	5,068,378	
Delinquent Taxes	277,695	294,287	135,018	127,772	104,401	356,243	373,878	35.9%	27.9%	423,319	
Prop C (STF)	1,711,057	1,703,140	929,597	917,327	862,774	1,840,273	1,722,263	49.8%	50.1%	1,860,259	
Interest	45,000	15,000	52,939	63,025	0	63,025	54,893	100.0%	0.0%	105,878	
M & M Surcharge Tax	280,000	250,000	33,242	26,885	69,628	302,816	292,966	8.9%	23.8%	203,657	
In Lieu of Tax	0	10,000	0	0	0	0	0	0.0%	0.0%		
Presch & BASE Tuition	0	20,000	0	0	-100	0	0	0.0%			
Adult Ed Tuition	568,670	505,639	218,677	157,528	206,120	463,995	596,822	34.0%	34.5%	638,599	
Interest Earned	163,150	159,375	63,431	66,900	69,639	161,272	177,734	41.5%	39.2%	157,272	
Food Service	186,000	195,000	79,097	76,425	82,768	158,506	189,648	48.2%	43.6%	172,214	
Food Service-Non Program	68,000	65,000	30,076	29,832	39,258	58,936	71,605	50.6%	54.8%	57,047	
Admission	35,000	40,000	35,985	27,171	21,967	42,139	33,294	64.5%	66.0%	55,166	
SA & Boosters	547,000	511,000	487,144	354,313	349,594	622,042	627,211	57.0%	55.7%	864,515	
Prior Period Adjustment	40,000	23,000	8,527	26,613	4,738	26,862	32,184	99.1%	14.7%	14,986	
Misc Local Rev.	10,650	1,040,650	14,716	7,889	73,829	37,979	243,729	20.8%	30.3%	57,637	
Other	39,000	3,000	0	0	0	0	0	0.0%	0.0%		
Total	9,080,810	9,757,705	2,852,848	2,574,154	2,582,543	9,425,654	9,411,825	27.3%	27.4%	10,421,470	

County	2015 Budget	2014 Budget	Thru DEC 2015	Thru DEC 2014	Thru DEC 2013	2014 Total	2013 Total	2014 Date %	2013 Date %	2015 Projected	Compared to Prior 2 Years
Fines, Escheats, Forfeit	115,000	105,000	0	0	0	102,193	122,387	0.0%	0.0%		
State RxR Utility	200,000	175,000	0	0	0	220,176	228,393	0.0%	0.0%		
Other	0	0	0	0	0	0	0	0.0%	0.0%		
Total	315,000	280,000	0	0	0	350,780	289,248	0.0%	0.0%		

State	2015 Budget	2014 Budget	Thru DEC 2015	Thru DEC 2014	Thru DEC 2013	2014 Total	2013 Total	2014 Date %	2013 Date %	2015 Projected	Compared to Prior 2 Years
Basic Formula	6,490,679	6,850,500	3,540,778	3,258,112	3,410,259	6,616,587	6,768,010	49.2%	50.4%	7,107,891	
Transportation	140,000	150,000	68,196	69,665	70,442	143,711	138,234	48.5%	51.0%	137,168	
ECSE - State	330,000	285,000	120,525	112,497	113,102	281,243	325,063	40.0%	34.8%	322,285	
Basic Formula CTF	869,350	706,000	344,162	392,265	356,201	784,883	712,092	50.0%	50.0%	688,329	
Vocational/At-Risk	20,000	20,000	10,000	0	0	20,000	20,000	0.0%	0.0%		
Early Childhood (PAT)	0	0	0	605	1,870	905	4,205	66.9%	44.5%		
Vocational Tech Aid	390,130	466,963	122,315	0	0	540,238	508,063	0.0%	0.0%		
Food Service	7,000	29,000	0	0	0	8,341	8,177	0.0%	0.0%		
Adult Basic Ed	0	20,135	0	0	15,742	0	15,742	0.0%	100.0%		
Enhancement Grant	87,360	147,272	0	0	0	61,104	95,977	0.0%	0.0%		
A+ Schools Grant	14,216	12,800	10,280	11,770	11,937	33,440	42,245	35.2%	28.3%	32,400	
Spec Ed High Need Fund	80,000	75,000	0	0	0	90,066	109,855	0.0%	0.0%		
Mo PreSch Project	0	0	0	0	0	27,625	41,438	0.0%	0.0%		
Misc. State Rev.	14,717	13,300	8,350	3,294	4,155	6,315	12,898	52.2%	32.2%	19,792	
Other	0	0	0	0	0	0	0	0.0%	0.0%		
Total	8,443,452	8,775,970	4,224,606	3,983,708	3,518,030	8,801,999	8,554,691	45.3%	41.1%	9,781,091	

ITEMIZED REVENUE REPORT

PAGE 2

This report includes the month of December.

Printed On: January 14, 2015

Federal	2015 Budget	2014 Budget	Thru DEC 2015	Thru DEC 2014	Thru DEC 2013	2014 Total	2013 Total	2014 Date %	2013 Date %	2015 Projected	Compared to Prior 2 Years
Medicaid	100,000	100,000	22,566	11,684	13,975	87,124	152,759	13.4%	9.1%	200,068	
Basic Formula (ARRA)	0	0	0	0	176,110	0	176,110	0.0%	100.0%		
Vocational Ed	185,937	210,947	106,758	57,929	40,198	152,608	231,927	38.0%	17.3%	386,161	
Jobs Bill	0	0	0	0	0	0	0	0.0%	0.0%		
Voc Ed - Perkins	0	0	0	0	6,243	0	6,243	0.0%	100.0%		
WIA-JTPA	0	0	0	0	0	0	0	0.0%	0.0%		
Adult Basic Ed.	0	139,832	0	24,000	22,105	80,768	126,320	29.7%	17.5%		
Spec Ed High Need Fund	8,000	10,000	0	0	0	7,115	20,094	0.0%	0.0%		
IDEA (Part B)	400,522	435,340	0	100,940	180,000	470,549	443,833	21.5%	40.6%		
ECSE	36,000	36,000	4,598	0	0	51,943	37,096	0.0%	0.0%		
School Lunch Prog	548,500	500,000	178,402	178,035	158,207	565,226	529,606	31.5%	29.9%	581,393	
School Breakfast P.	271,000	145,000	91,471	77,165	44,731	263,571	174,663	29.3%	25.6%	333,309	
After School Snack	0	10,000	0	2,843	2,582	7,913	10,103	35.9%	25.6%		
Title I	793,626	773,000	0	272,278	12,995	561,862	869,441	48.5%	1.5%		
Title V	0	0	0	0	0	0	0	0.0%	0.0%		
Title IV	0	0	0	0	0	0	0	0.0%	0.0%		
Title I (ARRA)	0	0	0	0	0	0	0	0.0%	0.0%		
21st Cent Gnt (BASE)	0	0	0	0	31,496	0	150,000	0.0%	21.0%		
Title IVA-Drug Free	0	0	0	0	0	0	0	0.0%	0.0%		
Title III-ELL	0	0	0	0	0	0	0	0.0%	0.0%		
Title IIA	128,683	133,000	0	48,294	10,105	112,689	148,799	42.9%	6.8%		
T IID Tech E-mints	0	0	0	0	0	0	0	0.0%	0.0%		
T VIIB-Homelss	0	0	0	0	0	0	0	0.0%	0.0%		
T IID (ARRA)	0	0	0	0	0	0	0	0.0%	0.0%		
Voc Rehab	63,976	12,800	0	9,890	825	9,890	12,537	100.0%	6.6%		
Dept Health Food Svc Prog	28,924	0	0	0	0	35,413	28,924	0.0%	0.0%		
JTPA - WIA	42,650	83,205	11,848	4,400	4,486	94,097	125,281	4.7%	3.6%	286,977	
Voc - Pell Grants	0	0	0	0	0	500	0	0.0%	0.0%		
TRA	14,217	12,800	0	0	23,500	0	48,590	0.0%	48.4%		
Title VI B	32,905	44,000	0	19,233	0	39,248	47,584	49.0%	0.0%		
Title VI B (ARRA)	0	0	0	0	0	0	0	0.0%	0.0%		
ECSE (ARRA)	0	0	0	0	0	0	18,272	0.0%	0.0%		
Misc. Fed. Funds	0	0	0	0	0	60	21	0.0%	0.0%		
Other	0	0	0	0	0	0	0	0.0%	0.0%		
Total	2,654,940	2,645,924	415,643	806,690	727,558	2,540,576	3,358,201	31.8%	21.7%	1,556,210	

Non Revenue Funds	2015 Budget	2014 Budget	Thru DEC 2015	Thru DEC 2014	Thru DEC 2013	2014 Total	2013 Total	2014 Date %	2013 Date %	2015 Projected	Compared to Prior 2 Years
Sale of Bonds	0	0	0	0	0	0	0	0.0%	0.0%		
Insurance Recovery	0	0	0	0	0	0	0	0.0%	0.0%		
School Bus Sale	0	0	0	0	0	0	0	0.0%	0.0%		
Property Sales	0	0	325	0	0	0	0	0.0%	0.0%		
Other	0	0	0	0	0	0	0	0.0%	0.0%		
Total	0	0	325	0	0	0	0		#DIV/0!	#DIV/0!	

Tuition	2015 Budget	2014 Budget	Thru DEC 2015	Thru DEC 2014	Thru DEC 2013	2014 Total	2013 Total	2014 Date %	2013 Date %	2015 Projected	Compared to Prior 2 Years
Rural Tuition	3,937,168	3,855,181	1,260,822	1,403,761	1,616,464	3,808,811	3,885,080	36.9%	41.6%	3,213,816	
Area VoTech Tuition	161,800	113,400	0	0	47,214	76,956	64,154	0.0%	73.6%		
SpecEd Tuition	0	0	0	0	0	0	0	0.0%	0.0%		
Local Tax Effort	0	0	10,922	0	2,566	0	2,566	0.0%	100.0%	21,843	
Transportation Other LEAs	0	0	0	0	0	0	0	0.0%	0.0%		
Other	0	0	0	0	0	0	0	0.0%	0.0%		
Total	4,098,968	3,968,581	1,271,743	1,403,761	1,666,245	3,885,767	3,951,800	36.1%	42.2%	3,248,806	

SUBSTITUTE REPORT

This report includes the month of December.

Printed On: January 14, 2015

		2015 Budget	2014 Budget	2015 Through DEC	2014 Through DEC	2013 Through DEC	2012 Through DEC	2014 Actual	2013 Actual	2012 Actual
10-1111-6121-4030-000-0000	EL Substitute Salaries	3,025	3,000	700	1,890	910	420	2,170	1,645	2,345
20-1111-6121-4030-000-0000	EL Substitute Salaries	39,520	38,000	15,478	12,163	15,645	15,840	22,520	38,798	42,228
20-1112-6121-5000-000-0000	SF Substitute Salaries	6,080	6,000	4,655	5,670	2,240	2,800	9,205	5,320	5,950
20-1131-6121-3000-000-0000	MS Substitute Salaries	33,440	30,000	14,695	14,805	12,880	12,525	30,163	34,875	27,050
10-1151-6121-1050-000-0000	HS Substitute Salaries	1,980	2,000	749	1,070	0	630	1,385	0	1,890
20-1151-6121-1050-000-0000	HS Substitute Salaries	71,440	65,000	21,675	28,015	27,090	23,380	55,653	71,560	63,610
20-1151-6121-1050-062-0000	HS Substitute A+ Salary	0	0	0	0	0	0	0	0	0
20-1152-6121-1050-000-0000	ALC HS Substitute Salaries	0	0	665	840	0	0	2,590	0	0
20-1152-6121-3000-000-0000	ALC MS Substitute Salaries	0	0	140	0	0	0	0	0	0
20-1191-6121-1050-081-0000	SS HS Substitute Salaries	0	0	0	0	0	0	0	0	0
20-1191-6121-3000-081-0000	SS MS Substitute Salaries	0	0	0	0	0	0	0	0	0
20-1191-6121-4030-081-0000	SS EL Substitute Salaries	4,830	2,500	0	0	0	1,540	1,890	1,085	2,765
20-1191-6121-5000-081-0000	SS SF Substitute Salaries	0	0	0	0	0	0	0	0	0
10-1221-6121-1050-000-0000	SE HS Substitute Salaries	3,960	3,000	420	2,120	910	805	2,680	3,535	2,310
20-1221-6121-1050-000-0000	SE HS Substitute Salary	7,486	7,000	2,065	4,960	2,345	1,890	8,530	5,705	10,420
10-1221-6121-3000-000-0000	SE MS Substitute Salaries	3,420	2,500	2,155	315	1,680	560	560	4,340	1,680
20-1221-6121-3000-000-0000	SE MS Substitute Salary	6,107	6,000	1,615	1,085	2,030	1,470	3,578	6,220	5,390
10-1221-6121-4030-000-0000	SE EL Substitute Salaries	10,080	9,000	2,555	3,415	2,100	5,075	5,550	8,305	8,960
20-1221-6121-4030-000-0000	SE EL Substitute Salary	2,955	2,500	945	1,435	700	1,365	2,030	2,310	1,855
10-1221-6121-5000-000-0000	SE SF Substitute Salaries	540	500	0	0	0	0	0	0	0
20-1221-6121-5000-000-0000	SE SF Substitute Salary	591	500	210	0	0	735	0	0	840
20-1221-6121-8000-000-0000	SE Substitutue Salary	0	0	0	0	0	0	0	0	0
70-1221-6121-8000-000-PSTG	SE PSTG Substitute Salaries	0	0	0	0	0	0	0	0	0
20-1234-6121-1050-053-0000	HB HS Substitute Salaries	0	0	0	0	0	0	0	0	0
20-1234-6121-3000-053-0000	HB MS Substitute Salaries	0	0	0	0	0	0	0	0	0
20-1234-6121-4030-053-0000	HB EL Substitute Salaries	0	0	0	0	0	0	0	0	0
20-1234-6121-5000-053-0000	HB SF Substitute Salaries	0	0	0	0	0	0	0	0	0
10-1251-6121-3000-051-0000	SI MS Substitute Salary	0	0	0	0	0	0	0	0	0
20-1251-6121-3000-051-0000	SI MS Substitute Salary	0	0	0	0	0	0	0	0	0
10-1251-6121-4030-051-0000	SI EL Substitute Salary	7,475	7,500	1,820	1,505	1,680	2,895	2,765	6,755	7,235
20-1251-6121-4030-051-0000	SI EL Substitute Salary	3,025	3,000	455	2,050	840	1,565	2,575	2,800	4,455
10-1251-6121-5000-051-0000	SI SF Substitute Salary	1,495	1,500	140	0	0	0	105	0	2,330
20-1251-6121-5000-051-0000	SI SF Substitute Salary	495	500	420	0	0	0	0	0	140
20-1261-6121-3000-041-0000	SE IDEA Substitute Salary	0	0	0	0	0	0	0	0	210
20-1261-6121-4030-041-0000	SE IDEA Substitute Salary	0	0	0	0	0	0	0	0	140
10-1281-6121-4030-014-0000	ECSE EL Substitute Salary	2,530	2,000	490	420	245	245	0	1,960	1,540
20-1281-6121-4030-014-0000	ECSE EL Substitute Salary	1,980	2,000	175	280	35	210	4,830	350	1,685
10-2134-6121-1050-000-0000	NURS HS Substitute Pay	0	0	140	2,135	140	0	2,625	140	0
20-2212-6121-1050-000-0000	CURR HS Substitute Salary	0	0	0	560	0	0	560	0	0
20-2212-6121-1100-000-0000	CURR VO Substitute Salary	0	0	0	0	0	0	0	0	0
20-2212-6121-3000-000-0000	CURR MS Substitute Salary	0	0	0	0	0	0	0	0	0
20-2212-6121-4030-000-0000	CURR EL Substitute Salary	0	0	0	2,350	0	0	2,350	0	0
20-2212-6121-5000-000-0000	CURR SF Substitute Salary	0	0	0	70	0	280	70	0	280
20-2214-6121-1050-051-0000	PD HS T1 Substitute Salary	0	0	0	0	0	0	0	0	105
20-2214-6121-1050-094-0000	PD HS Substitute Salary	0	0	0	280	0	0	280	0	0
20-2214-6121-1100-094-0000	PD VO Substitute Salary	0	0	0	0	0	0	0	0	0
20-2214-6121-3000-051-0000	PD MS T1 Substitute Salary	0	0	0	0	0	0	0	0	490
20-2214-6121-3000-094-0000	PD MS Substitute Salary	0	0	0	0	0	0	0	0	0
20-2214-6121-4030-051-0000	PD EL T1 Substitute Salary	0	0	0	0	0	0	0	0	2,940
20-2214-6121-4030-094-0000	PD EL Substitute Salary	0	0	70	0	0	0	0	0	0
20-2214-6121-5000-051-0000	PD SF T1 Substitute Salary	0	0	0	0	0	0	0	0	245
20-2214-6121-5000-094-0000	PD SF Substitute Salary	0	0	0	0	0	0	0	70	70
10-2321-6121-9000-000-0000	SUPT Sub Salary	0	0	0	140	1,995	2,135	280	2,380	2,135
20-2415-6121-1100-140-0000	PRIN VO Substitute Salary	0	0	0	0	0	0	0	0	0
10-2540-6121-8500-000-0000	OM Substitute Support Salary	14,850		5,973						
10-2541-6121-4030-000-0000	OM EL Sub Support Staff Salary	4,050		0						
10-2542-6121-5000-000-0000	OM SF Sub Support Staff Salary	1,080		140						
10-2543-6121-3000-000-0000	OM MS Sub Support Staff Salary	2,970		0						
10-2544-6121-1050-000-0000	OM HS Sub Support Staff Salary	4,050		0						
10-3511-6121-4030-000-0000	EC Substitute Salary	0	0	0	0			0		
10-3512-6121-4030-000-0000	PS EL Substitute Salary	0	0	0	360	0	0	1,200	420	0
20-3512-6121-4030-000-0000	PS EL Substitute Salary	0	0	245	0	0	0	0	0	0
10-3512-6121-5000-000-0000	PS SF Substitute Salary	495	500	70	15 Through DEC	350	140	140	490	210
20-3512-6121-5000-000-0000	PS SF Substitute Salary	1,520	500	140	105	420	0	385	3,125	175
20-3811-6121-3000-072-0000	BASE MS Substitute Salary	0	0	0	0	0	0	0	0	0
20-3811-6121-4030-072-0000	BASE EL Substitute Salary	0	0	0	0	0	0	0	0	0
20-3811-6121-5000-072-0000	BASE SF Substitute Salary	0	0	0	0	0	0	0	0	0
		241,469	195,000	78,999	88,038	74,235	76,505	166,668	202,188	201,678
				32.72	52.82	36.72	37.93			

There are 67 accounts reported above. 2014x has 68 codes reported as substitute [6121]

TEXTBOOK REPORT

This report includes the month of December.

Printed On: January 14, 2015

		2015 Budget	2014 Budget	2015 Through DEC	2014 Through DEC	2013 Through DEC	2012 Through DEC	2014 Actual	2013 Actual	2012 Actual
10-1111-6421-4030-000-0000	EL Textbooks	0	0	0	62,473	34,405	46,169	-2,912	34,888	46,169
10-1111-6422-4030-000-0000	EL Textbooks - MOE	0	0	0	0	0	0	0	0	0
10-1111-6431-4030-000-0000	EL Textbooks	37,000	65,000	27,604	10,001	0	0	62,095	0	0
10-1112-6421-5000-000-0000	SF Textbooks	0	0	318	21,008	9,377	9,085	-6,105	12,190	9,542
10-1112-6431-5000-000-0000	SF Textbooks	9,420	21,000	5,206	0	700	0	22,127	700	0
10-1131-6431-3000-000-0000	MS Textbooks	10,000	34,000	10,021	33,773	15,888	10,277	22,709	16,057	10,348
10-1151-6431-1050-000-0000	HS Textbooks	78,900	87,500	76,638	87,386	63,014	68,045	108,935	67,743	73,426
10-1221-6431-1050-000-0000	SE HS Textbooks	9,275	9,275	17	9,022	6,999	3,000	9,022	6,999	3,036
10-1221-6431-3000-000-0000	SE MS Textbooks	5,725	5,725	427	3,397	7,000	4,000	3,397	7,000	4,000
10-1221-6431-4030-000-0000	SE EL Textbooks	2,000	2,000	1,030	898	2,000	8,000	898	2,000	8,000
10-1221-6431-5000-000-0000	SE SF Textbooks	0	0	0	0	0	0	0	0	0
Total		152,320	224,500	121,261	227,958	139,383	148,575	220,166	147,576	154,520

OPERATION & MAINTENANCE

This report includes the month of December.

Printed On: January 14, 2015

		2015 Budget	2014 Budget	2015 Through DEC	2014 Through DEC	2013 Through DEC	2012 Through DEC	2014 Actual	2013 Actual	2012 Actual
254x-61	Salaries	698,716	644,962	345,653	338,741	333,980	332,523	655,757	643,059	642,483
254x-62	Benefits	204,548	198,145	96,972	96,858	119,148	97,645	192,878	211,848	212,614
254x-63	Purchas Services	246,963	245,363	86,803	79,203	241,442	90,306	198,688	354,060	327,407
254x-64	Supplies	671,815	659,690	260,657	221,656	208,255	227,636	577,907	547,790	579,941
254x-65	Equipment	27,500	27,500	1,349	3,950	8,145	1,533	13,553	8,145	9,376
254x-66	Other	0	0	0	0	0	0	0	0	0
Total		1,849,542	1,775,660	791,434	740,408	910,969	749,644	1,638,784	1,764,902	1,771,821

TUITION REPORT

This report includes the month of December.

Printed On: January 14, 2015

		2015 Budget	2014 Budget	2015 Through DEC	2014 Through DEC	2013 Through DEC	2012 Through DEC	2014 Actual	2013 Actual	2012 Actual
10-0000-5810-0000-551-0000	Rural Dist Tuit-Fair View	1,235,491	1,220,129	347,519	407,472	529,398	566,006	1,074,852	1,216,119	1,215,853
10-0000-5810-0000-552-0000	Rural Dist Tuit-Glenwood	650,087	635,334	281,273	0	0	205,793	639,969	624,711	656,742
10-0000-5810-0000-553-0000	Rural Dist Tuit-Howell V.	631,520	592,015	0	318,659	262,543	280,328	601,503	596,549	671,678
10-0000-5810-0000-554-0000	Area Dist Tuit-Junction Hill	457,939	382,644	178,494	186,496	172,133	182,892	419,357	387,809	432,169
10-0000-5810-0000-555-0000	Rural Dist Tuit-Richards	962,131	989,099	453,536	394,783	439,686	381,444	1,005,273	983,624	908,639
		3,937,168	3,819,221	1,260,822	1,307,410	1,403,761	1,616,464	3,740,954	3,808,811	3,885,080
When it comes checking revenue against the budget, this number should be <u>greater</u> than the prior year averages				32.02	34.95	36.86	41.61			

PROGRAM EVALUATIONS

click here to return the the agenda

This document contains hyperlinks.

Click on a section to advance to that area.

Click in the blue box to return to the Board Agenda

1. Library/Media Resources

2. Vocational Education

3. Adult/Community Ed.

WEST PLAINS R-VII SCHOOLS

Program Evaluation

Date: **January 2015**

Program Title: **Library Media Center**

Program Evaluations Committee/Library Media Center Advisory Council Members

Joni Joice – WPHS Librarian
Nancy Davidson – WPES Librarian
Seth Huddleston – SF Principal
Kelsy Temple—WPHS Student
Zach Cook– WPHS Student
Zoe Cook – WPMS Student
Jack Randolph – WPHS Principal
Brayden Kantola – WPMS Student
Cyndi Wright – Bridges Director
Audrey Russell – WPHS Student
Patricia Rodriguez—WPMS Teacher

Heather Hufstedler – WPMS Librarian
Emily Mongillo—WPES Student
Rob Pilkington – SF Title I Tutor/Library
Heather Mulford—WPMS Teacher/Parent
Jeanne Harris – WPMS Teacher/HS Parent
Mia Harris—WPES Parent
Stacy McCallister—WPMS Parent
Jordan Kantola – WPMS Student
Tracy Waggoner—WPES Teacher
Erin Lair – WPHS Parent
Amy Wheeler—WPMS Parent
Damon Mayfield—WPHS Student

Program Objectives and Goals:

- (1) Provide instruction and guidance to students and staff in the use of research and informational literacy skills by establishing the library as an integral part of the educational program.
- (2) Incorporate and upgrade new technologies by providing professional development to staff on library media center resources.
- (3) Provide support, resource materials and professional development to all shareholders.
- (4) Provide a positive, interactive environment for students and staff to research and for informational literacy.
- (5) Increase availability of library services for parents and students.

Program Description:

The Library Media Center (LMC) is an extension of the classroom. The library contains many resources that supplement textbook materials and add new dimensions to the learning situation. The library media program helps further the major instructional goals of the school district. With the varied library resources, goals from all areas of the curriculum are integrated as community, educators, parents, and students work together to plan enrichment experiences and opportunities.

Program Evaluation Criteria:

1. Increase utilization of Library Media Center resources by staff and students.
2. Increase the professional development opportunities regarding the availability and use of Library Media Center resources.
3. Increase student knowledge of information literacy skills.
4. Increase number of upgraded new technologies available to staff.
5. Update and maintain the collection of materials.

Data to be Collected and Analyzed for Evaluation:

Student and Teacher Surveys
Library Media Center Advisory Committee
Core Data
Budget Allocations
Circulation Statistics
Missouri School Improvement Program (MSIP) Standards
Teacher Usage

Program Strengths:

1. Library Media Specialists work with staff to incorporate resources to meet curriculum and instructional needs. Additional resources such as Show-Me Readers, Mark Twain, Truman Awards, Caldecott, Newbery and Gateway books are added to library collections annually.
2. All libraries have upgraded to Destiny software, putting the libraries online and more accessible than before.
3. Organization and instruction in locating materials allows students to easily access materials in each Library Media Center. This organization, along with colorful book displays, also provides for student-friendly atmospheres within the Library Media Centers.
4. Maximum use of Library Media Center facilities is accomplished through scheduled class periods and time for special projects.
5. Accelerated Reader book list is online for easy access.
6. The middle school and elementary have upgraded their Accelerated Reader to *Enterprise* to promote literacy and reading for pleasure.
7. The elementary library has been recently remodeled and upgraded, providing a new pleasant, spacious learning environment.
8. Middle school and high school encourage student involvement through incentive programs, give-aways and use of audio books.
9. The high school has two computer labs and two mobile labs, totaling 114 computers available to students daily.
10. The middle school and high school libraries offer ebooks.

Program Aims:

1. Continue updating staff resources for professional development.
2. Coordinate meetings with R-7 library media specialists to evaluate programs.
3. Continue communication with faculty concerning purchasing and receiving new materials.
4. Encourage students to read for pleasure.
5. Continue the use of e-reader technology.
6. Increase parent contact to create awareness of new programs.
7. Implement Accelerated Reader *Enterprise* in the high school during 2015.

Program Recommendations (including action steps, person(s) responsible, and time frame for completion of recommendations):

Action Step	Person(s) Responsible	Time Frame For Completion
1. Meet second Monday after start of each quarter.	District Library Media Specialists	Dates established ongoing
2. Continue a consistent communication with faculty and staff.	District Library Media Specialists	ongoing
3. Explore activities for reading for pleasure.	District Library Media Specialists	ongoing
4. Examine AR upgrade for high school.	High School Library Media Specialist Curriculum Director Building Administrator	Spring 2015
5. Increase patron contact to encourage awareness of new programs.	Library Media Specialists	Spring 2015

WEST PLAINS R-VII SCHOOLS
Program Evaluation

Date: January, 2015

Program Title: Career & Technical Education

Program Evaluation Committee Members:

Program Instructors

Karen Sartin-PN Coordinator
Audie Johnson- Auto Technology
Jay Shelton- Auto Collision
Tonya Jedlicka- Agriculture
Mozella Jett – Culinary Arts
Scott Heidy – Creative Graphics
Todd Workman-Welding Instructor
Scott Womack-Career Skills/COE
Christy Heidy- Health Sciences
Mark Jett- Carpentry, Drafting

Jim Laughary- SCCC Director
Josh Cotter- SCCC Adult Coordinator
Joy Holloway- SCCC Counselor

Consortium Members

Bob Casteel- Koshkonong Superintendent
David Miller – Koshkonong Principal
Adam Rouse-Thayer Counselor
Amy Britt-Bakersfield Superintendent
Troy Wiesner- Bakersfield Principal
Eric Allen-Alton Superintendent
Joby Steele-Alton Principal
Pam Gilliland-Alton Counselor
Steve Richards- Dora Superintendent
Tyne Rose-Dora Counselor
John Daniels- Mtn. View Principal
Whitney Orchard- Mtn. View Counselor
Jack Randolph- WPHS Principal
Ronnie Harper-WPHS Dean of Students
Jimalee James- Willow Springs Principal
Sharon Petrus- Willow Springs Counselor

Program Objectives & Goals:

1. Develop and enhance quality educational/instructional programs to improve student performance and enable students to meet their personal, academic, and career goals.
2. Recruit, attract, develop and retain highly qualified staff to carry out district mission, goals, and objectives.
3. Provide and maintain appropriate instructional resources, support services, and safe facilities.
4. Promote, facilitate, and enhance parent, student, and community involvement in district educational programs.
5. Govern the district in an efficient and effective manner providing leadership and representation to benefit the students, staff, and patrons.

Program Description:

South Central Career Center is an area career and technical school committed to serving the needs of secondary and adult students as well as the demands of business and industry. Since 1972, South Central Career Center has provided the quality education and skills training that business and industry expect for their employees. Instructional programs strive to provide the opportunities for students to develop technical skills, academic foundation, leadership and flexibility to be competitive in the 21st century workforce. The workforce of tomorrow needs to be ready to adapt to constant changes and rapid technological advances. SCCC education prepares students for a variety of postsecondary options, including higher education, skilled employment, and lifelong learning.

Qualified instructors use industry standards and advanced training equipment to prepare students for numerous career options. Academic preparation is a critical component of the SCCC student's career development plan. Success and upward mobility in careers is highly dependent upon the ability to be both academically and technically proficient. A strong academic foundation is important in learning the increasingly complex technical skills required by today's workforce. Student learning styles differ and call for a variety of strategies to successfully teach/learn academic and technical subject matter. Instructors and staff at South Central Career Center strive to set an example and foster leadership, service, and teamwork for every student.

Program Evaluation Criteria:

1. Improved school and consortium performance percentage for Technical Skills Attainment submitted for the Federal Perkins report.
2. Increased percentage of students who are considered college or career ready (as defined by performance on state or national assessments such as Work Keys, Compass, ACT, SAT, etc.)
3. Improved school academic performance data in math, reading, and writing in all programs
4. Increased number of students obtaining state and national credentials or passing certification exams meeting industry and business standards.
5. Increased number of staff members utilizing PLCs work, strategies, and integration of TCTW Key Practices to increase rigor for classroom performances of academic and technical content.
6. Improvement in SCCC and program attendance from baseline data collected during the 2006-2007 school year.
7. Increased professional development training on teaching strategies and integrating academic content.
8. Increased number of staff members utilizing the integration of technology and academics in daily instructional strategies.

Data to be collected and analyzed for evaluation:

1. Perkins Accountability Report
2. Annual 180 Day Student Follow-up Report
3. Attendance data for individual programs and school.
4. Assessment data from national industry standard program certifications, Technical Skills Assessments, Work Keys, COMPASS, or ACT.
5. Observations, teacher logs, and Professional Learning Communities team logs
6. Advisory Committee input to improve culture, organization, management, and instruction.
7. Program enrollment and evaluation data.

Program Strengths:

1. Students can earn up to 36 hours of articulation credits for CTE programs when meeting criteria of enrollment for MSU-West Plains, Three Rivers Community College, and Linn State Technical College.
2. Active advisory committees involve over 125 members from local businesses and industry.
3. Commitment to national accreditation and technological standards.
4. Collaboration of staff through PLC activities to improve instructional delivery, essential learning and student achievement.
5. Experienced staff provide individualized instruction, guide students to develop wide range of skill sets including life skills while preparing students for career readiness.
6. Positive support and community relations with local business, industry, and consortium schools.
7. Administrators and instructors shared involvement in decisions made while working as a team to improve school and student achievement.
8. SCCC leaders use data to continuously evaluate the center's academic and technical programs and activities.
9. Accredited by the Council on Occupational Education (COE).
10. Protection of academic time and support of teachers in keeping students engaged in learning.
11. Safe, supportive environment for students and staff that is conducive to learning and working.
12. Students and instructors compete and win Regional, District, State, and National performance events.
13. National recognition in 2011 as one of six career centers to be named an *Outstanding Technology Centers That Work* site from the Southern Regional Educational Board.
14. *SCCC Career Expo* conducted to promote programs to West Plains High School sophomores and juniors, as well as sending school sophomores and juniors.
15. Continued promotion and exhibition of student work and performance through the *SCCC Showcase Night* held each year.
16. Continuous improvement and funding for instructional purposes, facilities, and student events are sought by instructors and administrators.
17. Partnership with Missouri State University-West Plains is being developed for many programs.

Missouri Dept. of Elementary & Secondary Education Perkins IV Report -

South Central Career Center Student Profile 2013-2014

	08-09	09-10	10-11	11-12	12-13	13-14
Participant Enrollment Total	684	627	641	665	737	668
Male	382	346	334	331	345	328
Female	302	281	307	334	392	340
Special Populations						
Total	595	577	362	530	588	521
Individuals w/Disabilities	85	85	73	68	86	78
Economically Disadvantaged	217	245	251	280	348	323
Nontraditional Enrollees	285	241	29	174	151	117
Single Parent	6	3	3	6	0	0

Performance Summary	2010-2011		2011-2012		2012-2013		2013-2014	
	District %	State %	District %	State %	District %	State %	District%	State %
Completion Rate	91.74	97.50	98.15	97.75	100.00	98.87	100.00	98.25
Placement Rate	91.13	94.00	88.00	94.25	90.04	93.45	92.00	94.75
Graduation Rate	81.97	86.00	86.89	86.50	88.39	94.68	94.59	92.00
Nontraditional Participation	1.00	22.25	32.71	22.50	28.28	27.55	25.27	25.50
Nontraditional Completion	1.30	21.25	28.57	21.50	19.74	21.02	18.18	22.00
Academic Attainment								
Reading/Lang Arts	62.96	75.50	71.03	56.20	67.68	73.21	79.05	59.60
Mathematics	50.47	72.50	62.04	56.40	48.48	50.73	49.52	60.80
Technical Skills Attainment	77.92	62.00	77.42	62.50	69.05	72.69	46.77	68.75

Program Concerns:

1. Public relations and staff development needed to promote SCCC value added programs and implement collaboration with academic teachers to raise student achievement and academic performance.
2. Students at-risk need assistance to master complex content of career & technical education.
3. Developing skilled technicians requires adequate tools, supplies, equipment, space and fiscal support to keep current and competitive in real world employment market.
4. Placement rate is below the state average and has been for several years.
5. TSA Scores are below state average.

Program Recommendations (including action steps, person(s) responsible, and time frame for completion of recommendations):

Action Steps	Person(s) Responsible	Time Frame for Completion
1. Provide professional development for staff to build teacher capacity to improve literacy and math outcomes for all students. Utilize Vocational Resources Educator to provide at-risk students assistance to master CTE content.	SCCC Instructors VRE Instructor SCCC Administrators Curriculum Director	Spring 2015
2. Market SCCC vision, mission, value added learning environment, and opportunities. Plan and implement staff development and collaboration with academic teachers of consortium and postsecondary schools to raise student achievement and academic performance.	SCCC Staff and Administrators SCCC Counselor Curriculum Director Advisory Committees	Ongoing
3. Investigate alternative funding sources, grants, and donations to support school improvement initiatives, training programs, staff development, and facilities upgrade.	SCCC Staff and Administrators Professional Learning Teams Advisory Committees	Ongoing
4. Improve communication with all stakeholders to guide school's policy and procedures around data analysis and action that will be taken according to the data.	Instructors PLC Teams SCCC Administrators SCCC Counselor Advisory Committees	Ongoing

5. Look into possibility of having a placement coordinator to centralize placement opportunities.	SCCC Administration District Administration SCCC Counselor	Ongoing
6. Evaluate individual programs and curriculum to determine the most effective way to assess each program.	SCCC Administration SCCC Counselor Instructors	Ongoing

Process for Disseminating Findings of Evaluation:

1. Board Meetings
2. Building Level Faculty Meetings
3. SCCC Advisory Committees
4. Professional Learning Team Meetings
5. Professional Development Committee
6. Community Presentations

West Plains R-VII Schools Program Evaluation

Date: January 2015

Program Title: Postsecondary & Community Education

Advisory/Evaluation Committee Members:

Karen Sartin	Practical Nursing Coordinator
Joyce Frye	Financial Aid Administrator
Misty Hathcock	Surgical Technology Coordinator
Joy Holloway	CTE Counselor
Jay Shelton	Postsecondary Instructor, Auto Body & Collision Repair
Bill Eskew	Postsecondary Instructor, Welding
Wes Marriott	Postsecondary Instructor, Automotive Mechanics
Christy Combs	Postsecondary Instructor, Surgical Technology
Bonnie Coursey	Postsecondary Instructor, Practical Nursing
Becky Wernsing	Postsecondary Instructor, Practical Nursing
Travis Mackey	Postsecondary Instructor, Practical Nursing
Mark Jett	Postsecondary Instructor, Carpentry
Scott Heidy	Postsecondary Instructor, Commercial & Advertising Art
Mozella Jett	Postsecondary Instructor, Culinary Arts
Bethany Miller	Administrative Assistant, Customer Service
Jessica Weisbrod	Administrative Assistant, Student Data & Reporting
Dr. Dennis Lancaster	MSU-West Plains Dean of Academic Affairs
Joanne White	West Plains Chamber of Commerce Executive Director
Bob Case	City of West Plains Economic Development Director
Donna Frey	Missouri Career Center
Bud Joyner	Heart of the Ozarks Training Consortium
Jennifer Hood	Three Rivers College
Jim Laughary	SCCC Director
Dr. Josh Cotter	Assistant SCCC Director/Coordinator of Adult Education
Dr. Luke Boyer	Assistant Superintendent
Dr. Scott Smith	Assistant Superintendent
Dr. Julie Williams	Assistant Superintendent
Dr. John Mulford	Superintendent

Program Objectives and Goals:

- 1) To provide the West Plains and surrounding region with training that utilizes industry standards and technology.
- 2) To provide our students employability skills and a desire to be life-long learners.
- 3) To develop a high-quality workforce centered on regional demand.
- 4) To ensure students have access to placement services and higher education opportunities.

Program Description:

South Central Career Center offers programs and services, often in an intergenerational setting, for all service area constituents. The focus is to improve quality of life through formal and informal learning opportunities.

Career programs are aligned to nationally-recognized industry standards in a variety of fields. Students are in regularly scheduled courses that run twelve months or less. These programs train students for entry-level job openings in the respective field and to continue their education by working toward an associate's degree. All programs include safety and technology components integrated into the specific field competencies. If the student qualifies, federal financial aid is available for these programs. Successful completion of these programs results in a certificate/diploma. In Practical Nursing and Surgical Technology, program completion also prepares students to take certifying exams.

Community education or customized training programs provide specific training in areas identified by potential students or local industry representatives. For the 2014-2015 academic year, South Central Career Center has operated all customized training as a founding member of the Heart of the Ozarks Training Consortium. By partnering with regional industry and training centers, larger more relevant training can be provided at a very reasonable cost. At the conclusion of these courses, students receive a certificate of completion. Examples of these opportunities include computer software training, job skills training, or technical training.

Program Evaluation Criteria:

- 1) Review specific components related to placement rate of full time students in work related areas of each program of study.
- 2) Analyze program numbers for enrollment, retention, and credential/certificates from accrediting program agencies.
- 3) Review recruitment and marketing process for impact on programs and cost effectiveness.

Data to be Collected and Analyzed for Evaluation:

Annual Follow-up Student Report
Perkins Accountability Report
Enrollment/Completion Rate
IPEDS reports (Integrated Postsecondary Education Data System)
Annual Accreditation Reports

Program Strengths:

1. Postsecondary education allows adult students to attend an accredited program taught by highly qualified instructors with years of industry experience that contribute to student success in the workplace.
2. SCCC awarded over one million dollars in federal financial aid in 2014.
3. Each student receiving financial aid receives one-on-one financial counseling before and after disbursement.
4. Increased integration of technology allows students to be fully prepared to meet the demands of industry.
5. All programs have high expectations for academic content, attendance, technology usage and safety.
6. Active advisory committees provide valuable feedback for relevant and rigorous training programs.

7. Partnerships with Missouri State University-West Plains and Three Rivers College enable students to continue their education upon completion of an SCCC program.
8. With over 40 years providing training in the region, SCCC programs are well-respected by industry partners.
9. Investments in new facilities have resulted in a new main campus for the institution and consolidation of duties.
10. MSIP 5 implementation of industry-recognized credentials leads completing students toward a more competitive certificating process.
11. As a founding member of the Heart of the Ozarks Training Consortium, short-term needs are provided to local employers and industry that includes computer software and leadership skills.
12. Through very close relationships, our instructors are often the first call for employers when looking to fill a position.
13. Students in the practical nursing and surgical technology programs earn college credits from Southwest Baptist University while enrolled in our programs.
14. Cooperation with local employment agencies ensures those recently out of work are made aware of our programs.
15. SCCC has increased agreements with MSU-West Plains by initiating a dual-Culinary Arts program and discussions on the formation of a training consortium for advanced manufacturing.
16. As a primary partner with Southern Ozarks Alliance for Rural Development (SOAR), Ozarks Medical Center, Physical Therapy Specialist Clinic, and Missouri State University-West Plains, a grant from the United States Department of Agriculture of almost \$200,000 will fund health risk assessments in south central Missouri. Practical nursing students will assist in the process.
17. Several programs have active participation in Career and Technical Service Organizations including SkillsUSA.
18. After 18 months, SCCC has received accreditation with the Council on Occupational Education after receiving no findings, suggestions, or recommendations. This resulted in a six-year accreditation which is the maximum allowable by the accrediting agency.

Program Concerns:

1. Due to multi-year federal funding cuts, postsecondary Perkins funds are no longer a substantial source of revenue.
2. Recruitment for 900 clock hour programs needs to increase.
3. Increased expectations from the new accrediting agency have led to higher requirements for placement and completion rates.
4. There are continued concerns with student default rates that affect the ability to participate in the federal student aid program.

Program Recommendations:

Action Step	Person(s) Responsible	Time Frame
1. Complete a program-by-program financial analysis to ensure programs are self-sufficient.	SCCC Director Adult Education Coordinator Program Coordinators Instructors	January – December 2015
2. Develop and implement a marketing and recruitment plan.	SCCC Director Adult Education Coordinator Program Coordinators	Ongoing
3. Study the need for a placement coordinator.	SCCC Director Adult Education Coordinator CTE Counselor	January-April 2015
4. Continue to encourage students to pay back their student loans by requiring training on the importance of paying back student debt.	SCCC Director Adult Education Coordinator Financial Aid Official	Ongoing

Process and Disseminating Findings of Evaluation:

1. Advisory Committees
2. Board of Education
3. Faculty Meetings
4. Community Group presentations

January 5, 2015

Dear Mrs. Ross,

The purpose of this letter is to notify you of my intent to resign from my position. After much thought and consideration, I have decided not to return after maternity leave.

My reason for leaving has nothing to do with my satisfaction as an employee. I have greatly enjoyed working with the West Plains School District. As you know, I recently took leave from work for the birth of my child and have since decided that balancing employment and parenthood is not the best option for me at this time.

If there is anything I can do to help with this process of transitioning please let me know. I wish you and the West Plains School District continued success.

Kind Regards,

Mandy Freeman

A handwritten signature in blue ink that reads "Mandy Freeman". The signature is written in a cursive, flowing style.

January 1, 2015

West Plains R7 Schools
Administrative Office
305 Valley View Drive
West Plains, MO 65775

Dear Dr. Smith,

It is with regret that I write to tell you that my hopes of regaining my health to the point of returning to my full time position have not come to pass. The CPAP has not thus far proven to be the answer to some of my underlying health issues as the Doctors has hoped.

It is with get appreciation that I had the opportunity to work with yourself and many others within all three schools. I also realize that the FML was also a gift that was extended to me which caused some hardship for my teachers and students, which I regret having caused.

So sadly and reluctantly, please accept this as my official notice of resignation at this time.

Please wish everyone a Happy, Prosperous, and Healthy New Year!

Sincerely,



Cynthia Hill
RR 2 Box 22671
Thayer, Mo. 65791
hillcyndi@ymail.com

2015

Strategic Plan

West Plains R-VII Schools



West Plains Schools -Strategic Plan

Committee Members

Mick Price	Seth Huddleston	Brian Mitchell	Lee Freeman	Ericka Atkins
Jeff Head	Scott Schneider	Zack McNett	Tayler Smith	Kelsy Temple
Berry Free	Cheryl Caldwell	Joe Kammerer	Elizabeth Grisham	Dianne Locke
Greg Carter	Mason Thompson	Jack Paulman	Donnie Miller	Claire Kimball
Sam Riggs	Lenny Eagleman	Cynthia Thompson	Ray Williams	Robert Case
Josh Jones	Jack Pahlmann	Clayton Hall	Rocky Long	David Gohn
Tom Stehn	Courtney Beykirch	Donna Frey	Joanne White	Ron Gould
Amy Ross	Reid Grigsby	John Grisham	Mary Holland	Caleb Gill
Anna Hulsey	Cindy Tyree	Tonya Jedlicka	Camisha Hunter	Rhonda Loring
Gina Gobel	Natalie Brazeal	Jennifer Broyles	Jack Randolph	Lana Snodgras
Scott Smith	John Mulford	Julie Williams	Luke Boyer	Jim Thompson

Thomas Keller

Summary:

The development of this strategic plan was a process that was spread out over a period of four months. Committee members were split into six subcommittees, one for each district goal. Each subcommittee was asked to develop two objectives related to each goal, as well as suggested actions steps for each objective. Using the proposed objectives, a comprehensive plan was compiled. Representatives from each subcommittee assembled together to review all objectives and make final recommendations. The objectives listed here are a direct result of this collaborative effort.

West Plains Schools -Strategic Plan

Goal 1 – Improve academic achievement for each student on an annual basis

Objective 1 – The district will improve and monitor academic rigor in district-wide curriculum to ensure proficiency in college and career readiness.

Action Steps:

1. Prioritize instructional strategies and curriculum with rigorous academic preparation grounded in experiential, cooperative, enhanced learning
2. Direct financial investment to academic priorities, targeting academic units with the highest potential for excellence, key areas of societal concern, and emerging fields in which West Plains Schools may build a critical mass talent

Objective 2 – The district will provide resources with which teachers may more readily predict characteristics to ensure measurable student achievement.

Action Steps:

1. Use district assessment data to inform instructional improvement for high-quality, scientifically-based classroom instruction
2. Use student demographic data to provide individual student support toward academic success

Goal 2 – Provide Opportunities and Incentives for each student to participate in community service

Objective 1 – Student learning will be enhanced by enabling all students to practice skills and test classroom knowledge through related service experiences in the local community regardless of student ability or demographic.

Action Steps:

1. Explore the implementation of a community service component as part of the requirements for high school graduation
2. Reinforce the value and relevance of giving back to the community through course specific service opportunities.
3. Explore the possibility of the development and implementation of a district-wide leadership/character program

West Plains Schools -Strategic Plan

4. The district will ensure basic communication and employability skills are established as an integral part of the learning experience.

Objective 2 - Skills gained through curricular, co-curricular, and extra-curricular offerings will be applied through service experiences which address community needs while providing needed assistance to community agencies and to the people served by the agencies.

1. Develop a comprehensive, district-wide community service plan
2. Seek to meet regularly with the local non-profit alliance to determine the most effective ways that students and staff can serve
3. Establish avenues which support regular, on-going participation in programs that specifically serve those in the community who are in need.
4. Engage each student in at least one service experience on an annual basis.
5. Develop volunteer programs to promote a sense of ownership in and belongingness to the community for all students

Goal 3 - Ensure a safe environment that promotes excellence for all

Objective 1: The district will ensure all stakeholders have information needed for a safe and welcoming environment.

Action Steps:

1. Develop and implement a district wide bullying program encompassing all aspects of bullying
2. Implement a comprehensive safety plan which includes safety training for students, faculty, and staff

Objective 2: The district will engage the community in meaningful experiences that promote school pride.

Action Steps:

1. Hold regular informational meetings to educate students, parents, faculty, and staff about current issues affecting schools
2. Provide opportunities for students to learn about and explore programming available to them through the school

West Plains Schools -Strategic Plan

Goal 4 – Communicate effectively on all levels

Objective 1- The district will implement communications strategies to reach all patrons.

Action Steps:

1. Develop partnerships with local media to establish a community awareness campaign related to maximizing the success of students both in school and throughout the community.
2. The district will establish a regular process through which information is disseminated to all West Plains Residents. Information may include items such as an annual performance report, upcoming events, financial information, etc.

Objective 2: The district will implement processes to increase community involvement and participation during the school day and at school sponsored events.

Action Steps:

1. Create and enhance volunteer opportunities at all buildings.
2. Extend specific invitations to various groups and offer incentives to attract community members to events. Examples may include: Recognition of groups during games, halftime competitions, and reduced rate for seniors, etc.]

Goal 5 – Attract, retain, and continually develop a highly qualified and professional administration, faculty, staff, and school board

Objective 1 - - Professional learning will be aligned to student learning standards to promote a district-wide shared vision for student success.

Action Steps:

1. Strategically function as a Professional Learning Community (PLC) committed to ensuring learning for all students and to developing and implementing effective strategies when some students do not learn
2. Establish a district-wide continuum of professional learning

West Plains Schools -Strategic Plan

Objective 2 - The district will recruit, hire, develop, and retain staff members who are highly qualified, effective, and appropriately certified in the areas in which they teach.

Action Steps:

1. Develop and administer a research-based, supportive teacher mentor program for all first and second year teachers
2. Adopt a model evaluation system to provide formative and summative feedback to teachers and administrators with data which are intended to direct professional improvement

Goal 6 - Operate in a fiscally responsible manner as good stewards of patron resources

Objective 1 – The district effectively tells the financial story of the district.

Action Steps:

1. Utilize traditional and social media to provide fiscal information to the public.
2. Utilize public arenas to share fiscal information with the community.

Objective 2: The district will optimize use of all revenue sources.

Action Steps:

1. Seek opportunities to support and engage in local economic development
2. Take steps to optimize grant opportunities
3. Seek to implement processes which maximize opportunities to fund raise

COURSE	REQUIREMENTS	CR	HR	GRADES
<u>COMMUNICATION SKILLS</u>				
A.P. English Lit. and Comp.	23on Eng.Act/Permission	1	1	12
Accelerated Reader		1	1	9 10 11 12
Competitive Speech/Debate	Permission	1/2	1	9 10 11 12
Creative Writing		1	1	11 12
Debate		1/2	1	9 10 11 12
English I		1	1	9
Honors English I	A/B in Gr.8 Eng./Level 9 Reading	1	1	9
English II	English I	1	1	10
Honors English II	Hon. Eng. I/ Read on Gr.L	1	1	10
English III	English II	1	1	11
Honors English III	Honors English II	1	1	11
English IV	English III	1	1	12
Honors English IV	Honors English III	1	1	12
Folklore Pub. (Ridgerunner)	Application/Permission	1	1	11 12
Creative Writing		1	1	11 12
Mythology		1/2	1	11 12
Novels		1/2	1	9 10 11 12
Ozark Folklore		1/2	1	11 12
Science Fiction		1/2	1	9 10 11 12
Speech		1/2	1	9 10 11 12
The Bible and Its Influence		1	1	11 12
Zizzerette	Application/Permission	1	1	11 12
<u>MATHEMATICS</u>				
A.P. Calculus BC	Alg 3 & Pre-Cal	1	1	12
Algebra A		1	1	9 10
Algebra B	Alg A or H Alg I	1	1	10 11 12
Algebra C	Alg B or H. Alg II	1	1	11 12
College Algebra (Dual Credit)	H Alg III or H Geom & College placement tes	1	1	12
Honors Algebra I	Math Placement Test/Teacher Rec	1	1	9 10
Honors Algebra II	Honors Algebra I	1	1	10 11 12
Honors Algebra III	Honors Algebra II	1	1	10 11 12
Honors Geometry	Honors Algebra II	1	1	11 12
Pre-Algebra	Math Placement Test/Teacher Rec	1	1	9
Pre-Calculus (Dual Credit)	Algebra III	1	1	11 12
<u>SCIENCE</u>				
AP Biology	Honors Biology ("B" Avg.)	1	1	11 12
AP Biology	Honors Biology ("B" Avg.) - Chemistry I (can dual enroll)	1	1	11 12
AP Chemistry	B or above in Chem I & Algebra II	1	1	11 12
AP Physics	Algebra II & Chemistry I	1	1	11 12
Biology	Physical Science	1	1	10
Chemistry I	Enroll Alg I & H. Biology (B Avg.)	1	1	10 11 12
Conceptual Physics A	Science/Math Placement Test	1	1	9 10 11
Conceptual Physics B	Chem I, dual enroll Alg II	1	1	10 11
Ecology	Biology	1	1	11
Forensic Science	Semester class	1/2	1	12
Honors Biology	Science/Math Placement Test	1	1	9 10

Human Anatomy & Physiology	Hon Bio - Dual enroll with Chemistry I	1	1	11 12
Natural Disasters	Semester class	1/2	1	12
Physical Science		1	1	9
<u>SOCIAL STUDIES</u>				
American History		1	1	9
Western Civilization		1	1	10
AP U.S. History	3.1 GPA	1	1	10 11 12
AP World History	3.1 GPA	1	1	11
Civil War	"C" Avg. in Western Civ or teacher permission	1/2	1	12
Missouri History	"C" Avg. in Western Civ or teacher permission	1/2	1	12
Psychology	"C" Avg. in Western Civ or teacher permission	1/2	1	12
Sociology	"C" Avg. in Western Civ or teacher permission	1/2	1	12
American Government		1	1	11
Women's Studies	"C" Avg. in Western Civ or teacher permission	1/2	1	12
World Religions	"C" Avg. in Western Civ or teacher permission	1/2	1	12
<u>FINE ART</u>				
Advanced Acting	Application/Permission	1	1	10 11 12
Advanced Art Techniques	"B" in Studio Art II	1	1	11 12
AP Art History	3.1 GPA	1	1	12
AP Drawing	Portfolio/Permission	1	1	11 12
Band Techniques	Permission	1	1	9 10 11 12
Concert Choir	Sign-Up & Audition	1	1	9 10 11 12
Jr. Varsity Band	" " " "	1/2	1	9 10 11 12
Marching Band	Band/Permission Audition	1/2	1	9 10 11 12
Music Theory	Read Music/Permission	1	1	11 12
Stagecraft	Application/Permission	1	1	11 12
Studio Art I		1	1	9 10 11 12
Studio Art I		1	1	9 10
Studio Art I		1	1	9 10
Studio Art II	"C" in Studio Art I	1	1	10 11 12
Theatre		1	1	10 11 12
Varsity Band	" " " "	1/2	1	9 10 11 12
<u>PRACTICAL ART</u>				
Accounting I		1	1	11 12
Accounting II	Accounting I	1	1	12
Adv. Ag. Structures(fall odd yr)	Ag Science I/Permission	1	1	11 12
Adv. Animal Science(fall odd yr)	Dual Enrollment Ag 101	1	1	11 12
Adv. Mechanical Drafting		1	1	11 12
Ag. Mechanization	Ag Science I/Permission/\$12 Fee	1	1	10 11
Ag. Power I (Small Engines)	Ag Science I/Permission	1	1	10 11
Ag. Power II (Tractor Repair)	Ag Science I/Ag. Power I/Per.	1	1	11 12
Ag. Sci. I (Animal Science)	\$12.00 FFA Fee	1	1	9 10
Ag. Sci. II (Plant Science)	Ag Science I/Permission	1	1	10 11
Agri Leadership (spring odd yr)		1/2	1	11 12
Architectural Drafting		1	1	10 11 12
Architectural Drafting		1	1	10 11 12
Auto Collision Technology	Application/Permission	3	3	11 12
Auto Technology	Application/Permission	3	3	11 12

Industrial Art I - Woodworking	Fees required for project	1	1	9 10
Industrial Art II - Woodworking	Industrial Art I - Wood/Permission	1	1	10 11 12
Broadcast Media/ZNN		1	1	10 11 12
Building Trades	Application /Permission	2	3	11 12
Business Basics		1/2	1	10 11 12
Business Communications		1/2	1	10 11 12
Business Tech	Application/Permission	2	2	11 12
Career Readiness (SBE)	Application/Permission	1	1	12
Child Development		1	1	11 12
Computer Applications I		1/2	1	9 10 11 12
Computer Applications II		1/2	1	10 11 12
Conservation (fall even yr)		1/2	1	11 12
Creative Designs & App.	Application/Permission	2	2	11 12
Comercial and advertising art	Application/Permission	2	2	11 12
Creative Designs (Yearbook)	Application & Selection	1	1	11 12
Equine Science (fall even yr)		1/2	1	11 12
Family Living/Resource Mgt.		1	1	10 11 12
Fashion/Clothing Construction	Fees required for project	1	1	9 10 11 12
Forestry (spring odd yr)		1/2	1	11 12
Greenhouse Mgt.(fall odd yr)	Ag Science I/Permission	1	1	11 12
Health Science Careers I	Application /Permission	3	3	11 12
Health Science Careers II	Application /Permission	3	3	12
Housing & Interior Design		1	1	10 11 12
Management and Internship	A+ Program	1/2	1	11 12
Mechanical Drafting		1	1	9 10 11 12
Medical Profiler		1	1	10 11 12
Multimedia Arts		1/2	1	9 10 11 12
Nutrition & Meal Planning		1	1	9 10 11 12
Occu Food Service 3 blocks	Application/Permission	3	3	11 12
Personal Finance		1/2	1	11 12
Pharmacy Tech		2	2	12
SBE/Internship	Application/Permission	3-Jan	3	12
Sports & Entertainment Business		1/2	1	11 12
Stock Market & Business Law		1	1	10 11 12
Welding Technology	Application /Permission	3	3	11 12
<u>PHYSICAL EDUCATION</u>				
Boy's Physical Education		1	1	9 10 11 12
Girl's Physical Education		1	1	9 10 11 12
Men's Cardio-Aerobic Cond.	" " " "	1/2	1	10 11 12
Men's Strength Training	PE 1, Teacher or Coach recommendation	1/2	1	10 11 12
Women's Cardio-Aerobic Cond.	" " " "	1/2	1	10 11 12
Women's Strength Training	" " " "	1/2	1	10 11 12